

North Dakota Board of Nursing

NURSING EDUCATION ANNUAL REPORT

Fiscal Year 2023-2024



*The North Dakota Board of Nursing is recognized by the United States Department of Education
as the state approval agency for nurse education in North Dakota.*

Table of Contents

Overview and Methodology	3
United States Department of Education	5
Approved Nursing Education Programs	7
Certificate and Diploma Practical Nurse Programs.....	7
Associate Degree Practical Nurse Programs	8
Associate Degree RN Programs.....	8
Baccalaureate Degree RN Programs	9
Direct-Entry Master’s and Master’s Degree APRN Programs	10
Doctoral Degree APRN Programs	10
Practical Nurse Education Programs.....	11
Education Curriculum	11
Program Enrollment Capacity.....	13
Program Enrollment.....	14
Practical Nurse Student Characteristics	15
Program Graduates	18
NCLEX-PN ® Program Pass Rates.....	21
Graduates Licensed in North Dakota as Practical Nurses	22
Practical Nurse Program Faculty	23
Faculty Position Vacancies.....	23
Faculty Characteristics	24
Highest Academic Achievement of Faculty	25
Full-time Faculty Highest Academic Achievement.....	26
Part-time Faculty Highest Academic Achievement.....	26
Registered Nurse Education Programs	28
Education Curriculum	28
Program Enrollment Capacity.....	32
Program Enrollment.....	33
Registered Nurse Student Characteristics.....	35
Program Graduates	39
NCLEX-RN ® Program Pass Rates.....	42
Graduates Licensed in North Dakota as Registered Nurses	43
Registered Nurse Program Faculty	45
Faculty Position Vacancies.....	46
Faculty Characteristics	47
Highest Academic Achievement of Faculty	48
Full-time Faculty Highest Academic Achievement.....	48
Part-time Faculty Highest Academic Achievement.....	49

Advanced Practice Registered Nurse Education Programs	50
Education Curriculum	50
Program Enrollment.....	51
Advanced Practice Registered Nurse Student Characteristics.....	52
Program Graduates.....	55
APRN Speciality Certification Pass Rates – 5-Year Cumulative	57
Advanced Practice Registered Nurse Program Faculty.....	58
Faculty Position Vacancies.....	59
Faculty Characteristics	59
Highest Academic Achievement of Faculty	60
Full-time Faculty Highest Academic Achievement.....	61
Part-time Faculty Highest Academic Achievement.....	61
Programs Utilizing Faculty Developmental Program (FDP) Rules.....	62
Programmatic Summaries List by Institution	65
Dakota Nursing Program Consortium.....	65
Dickinson State University.....	67
Minot State University.....	67
North Dakota State College of Science	68
North Dakota State University	69
Rasmussen University.....	69
Sitting Bull College	70
University of Jamestown.....	70
University of Mary.....	71
University of North Dakota.....	72
Recognized Distance Nursing Education Programs.....	73
Student Clinical Placements.....	76
Summaries of NDAC Related Approvals and Compliance Reports.....	77
Concordia College, Moorhead, MN	77

Overview and Methodology

The North Dakota Board of Nursing (NDBON) requires each approved prelicensure nursing education program to submit a comprehensive annual report. Data for the fiscal year (FY) 2023-2024 report was collected by the NDBON in collaboration with the National Council of State Boards of Nursing (NCSBN) in fulfillment of continuing compliance monitoring for ongoing approval of North Dakota nursing education programs in accordance with NDAC 54-03.2-07-09. The report provides a descriptive analysis of all data collected. Aggregate data collected from each NDBON approved nursing education program for this report is from the time period established in NDAC between July 1, 2023, and June 30, 2024.

All annual nursing education program data submitted is reviewed and evaluated for compliance with *NDAC Article 54-03.2 Standards for Nursing Education Programs*. Required data submitted by program nurse administrators for the comprehensive annual nursing education report aligns with U.S. Department of Education requirements for ND Board of Nursing recognition as a nationally accredited agency for approval of nurse education in North Dakota.

According to *NDAC Section 54-03.2-07-09 (2a.)* ND Board of Nursing approved nursing education programs are reevaluated at a minimum of every five years to ensure compliance with the standards for nursing education. A program that holds national nursing accreditation may seek the Board's approval through a paper survey process if the program received full approval following an onsite survey of no more than five years prior, if quality indicators remain constant as evidenced by the information provided in the NDBON Annual Nursing Education Report submission, and if the National Council Licensure Examination (NCLEX®) pass rate for first-time test takers has remained above 80% in three of the last four years. If a program does not hold national nursing accreditation, an onsite survey is required every five years. Survey information and Board-related actions are described in the *Programmatic Summaries by Institution* section at the end of this report.

Statistical data detailed in this report includes current and historical data about students, education program capacity, curriculum, graduates, NCLEX® results, and faculty for each nursing education program. Data and information included for each approved program includes 1) progress toward achievement of stated program objectives 2) qualifications and major responsibilities of the nurse administrator and each faculty member 3) current enrollment by class and student-teacher ratios 4) number of admissions per year for the past five years 6) number of graduates per year for past five years 7) curriculum plan 8) descriptions of resources and facilities, clinical areas and contractual arrangements.

Each program provides comprehensive information regarding practice facilities utilized for clinical practice experiences. Over 250 different entities in North Dakota are utilized by approved nursing programs to meet student clinical practice experience requirements. Performance of students on state board examinations is monitored by the NDBON quarterly through NCLEX® reports provided by NCSBN and Pearson VUE. The past year and ten-year trend NCLEX® statistics are included in the report for practical and registered nurses. The report also includes quarterly data submitted by programs utilizing *NDAC 54-03.2-04-08.1 Faculty Developmental Program* during the fiscal year. The Faculty Developmental Program rules allow programs with Board approval to utilize baccalaureate prepared faculty who are continuously enrolled and progressing in a graduate nursing education program. Programs may have up to fifteen percent of faculty full-time equivalents or one faculty full-time equivalent for a program with seven or fewer faculty who are academically unqualified per NDAC.

Each nursing education program is required to submit a current academic year course catalog for review. This report includes information throughout that verifies the collection of a current academic year course catalog from each of the nursing education programs. Information verified using the course catalog and referred to within the report includes but is not limited to national nursing accreditation, student and

academic policies, clinical practice related policies including immunization, background check policies, courses, library resources and admission, progression and graduation policies and curriculum design.

A student handbook or program brochure that includes student policies for selection, progression (promotion) and graduation was provided with each program's annual report data and policies and procedures were reviewed and verified. Each program also provided an explanation of the way the program safeguards student health and safety and procedures for the safety and wellbeing of enrolled students with the annual data, which were reviewed and verified. Finally, each program submitted yearly fiscal budget information that was reviewed and analyzed for comparability with the most recent annual and survey report submissions and alignment with programmatic change requests as applicable.

A narrative summary is provided for each of the approved nursing education programs which includes budgetary details submitted by the program and program related Board actions for the fiscal year including major programmatic changes and notifications, innovative nursing projects, program surveys and/or compliance reports.

To request further information, please contact the ND Board of Nursing at education@ndbon.org.

North Dakota Board of Nursing ©
919 South 7th Street, STE 504
Bismarck, ND 58504

[Overview - ND Board of Nursing \(ndbon.org\)](https://www.ndbon.org)



Report Completed by:

Tammy Buchholz, DNP, RN, CNE, FRE
Associate Director for Education

Samuel Breen, MSN, RN
Nurse Consultant

Acknowledgements:

- The North Dakota Nursing Education Program Nurse Administrators for survey completion.
- NCSBN Education Team for collaborative support and assistance to obtain survey data.

United States Department of Education Grants North Dakota Board of Nursing Continued Recognition as State Approval Agency for Nurse Education

The NDBON was first recognized by the DOE as an approval agency for nurse education in the State of North Dakota in 2002 for a period of two years and has been continuously recognized nationally since that time. The most recent review of the agency for renewal of its recognition occurred between January 2020 to September 2021. DOE staff virtually observed NDBON survey staff during several nursing program surveys during the review period as part of the recognition renewal review process. The NDBON is one of only five Boards of Nursing in the U.S. that are recognized by the DOE as specialized accrediting agencies.

The United States Department of Education (DOE) Deputy Under Secretary, Jordan Matsudaira, notified the North Dakota Board of Nursing (NDBON) on May 20, 2022, of his decision to approve the agency's request for renewal of recognition.

The National Advisory Committee on Institutional Quality and Integrity (NACIQI) met on February 23, 2022, to consider the DOE staff analysis report and recommendation related to the NDBON petition for continued recognition. NACIQI unanimously recommended approving the NDBON request for renewal of recognition at the meeting. Mr. Matsudaira concurred with the recommendations of DOE staff and NACIQI and granted the NDBON continued recognition as a statewide programmatic accreditor of nurse education programs in North Dakota for a period of four years.

The North Dakota Board of Nursing is legally authorized to regulate nurse education programs in the state of North Dakota under the Nurse Practices Act, NDCC and NDAC. The NDBON presently approves three graduate level nursing education programs, seven baccalaureate programs and five associate degree programs designed to prepare individuals for registered nurse licensure. In addition, the NDBON approves three associate degree programs and four certificate programs for practical nursing. Recognition by the DOE enables professional nurse education programs to seek eligibility for federal assistance pursuant to the Nurse Training Act of 1964, as amended. Recognition by the DOE ensures quality, accountability, and improvement of survey processes for the NDBON and provides reassurance to North Dakota citizens about the quality of nursing education programs in the state.

The DOE provides oversight of the postsecondary accreditation system through its review of all federally recognized accrediting agencies. The DOE holds accrediting agencies accountable by ensuring that they enforce their accreditation standards effectively. Also, as a part of the DOE's oversight roles, the Secretary of Education is required by law to publish a list of nationally recognized accrediting agencies that the Secretary determines to be reliable authorities as to the quality of education or training provided by the institutions of higher education and the higher education programs they accredit. The U.S. Secretary of Education also recognizes State agencies for the approval of public postsecondary vocational education and nurse education.



UNITED STATES DEPARTMENT OF EDUCATION

May 20, 2022

Jane Christianson, RN
President
North Dakota Board of Nursing
919 S. 7th St., Ste. 504
Bismarck, ND 58504

Dear Ms. Christianson:

I am writing to inform you of my decision on the renewal of recognition of the North Dakota Board of Nursing (NDBN). U.S. Department of Education (Department) staff and the National Advisory Committee on Institutional Quality and Integrity (NACIQI) have each made recommendations to me. These recommendations were made under sections 114 and 496 of the Higher Education Act of 1965, as amended, and pursuant to relevant statutory and regulatory provisions.

Both Department staff and NACIQI recommend that I approve the Agency's request for renewal of recognition. I concur with the recommendations of the Department staff and NACIQI, and accordingly, I approve the NDBN application for continued recognition as a statewide programmatic accreditor of nurse education programs in North Dakota for a period of four years.

Scope of Recognition: NDBN is legally authorized to regulate nurse education programs statewide in North Dakota.

Sincerely,

Jordan
Matsudair

Digitally signed by
Jordan Matsudaira
Date: 2022.05.20 16:09:51
-04'00'

a

Jordan Matsudaira

Deputy Under Secretary

400 MARYLAND AVE. S.W., WASHINGTON, DC 20202-1100
www.ed.gov

The Department of Education's mission is to promote student achievement and preparation for global competitiveness by fostering educational excellence and ensuring equal access.

Approved Nursing Education Programs

The table below indicates the total number of approved prelicensure nursing education programs in North Dakota for licensed practical nurses (LPN), registered nurses (RN), and advanced practice registered nurses (APRN) for the past five years. In FY 2023-2024, the NDBON approved one new diploma (one-year) LPN program, one new associate degree RN program, and the first direct-entry master's degree program RN program to be offered in the state.

Year	Certificate or Diploma Practical	Associate Practical	Associate Registered	Baccalaureate	Master's	Doctorate
2020	4	3	5	7	1	3
2021	4	3	5	7	1	3
2022	4	3	5	7	1	3
2023	4	3	5	7	1	3
2024	5	3	6	7	2	3

All North Dakota's prelicensure nursing education programs and approval status during FY 2023-2024 are listed in the following tables. For the most up-to-date information about a nursing education program's approval status see the NDBON website at [Approved Nursing Programs – ND Board of Nursing](#) or visit the institution's website for more information about the type of programs and tracks offered.

Certificate & Diploma (One-Year) Practical Nurse Programs	NDBON Approval	National Accreditation
Bismarck State College (BSC), Dakota Nursing Program Consortium Partner Main Campus: Bismarck, ND Consortium Director: Julie Traynor, MS, RN, CNE (Interim Nurse Administrator- 7/1/2023-7/31/2023) Nurse Administrator: Alex Glatt, MSN, RN, CNE (Appointed– 8/1/2023)	Full	Higher Learning Commission (HLC)
Dakota College at Bottineau (DCB), Dakota Nursing Program Consortium Partner Main Campus: Bottineau, ND Consortium Director: Julie Traynor, MS, RN, CNE Nurse Administrator: Paige Baade, MSN, RN	Full	HLC
Lake Region State College (LRSC), Dakota Nursing Program Consortium Partner Main Campus: Devils Lake, ND Consortium Director: Julie Traynor, MS, RN, CNE Nurse Administrator: Karen Clementich, MSN, RN	Full	HLC

Williston State College (WSC), Dakota Nursing Program Consortium Partner Main Campus: Williston, ND Consortium Director: Julie Traynor, MS, RN, CNE Nurse Administrator: Gail Raasakka, MSN, RN, CNE	Full	HLC
North Dakota State College of Science (NDSCS) Main Campus: Wahpeton, ND Nurse Administrator: Debra Smith, MSN, RNC-NIC	Full	HLC ACEN

Associate Degree Practical Nurse Programs	NDBON Approval	National Accreditation
Dickinson State University (DSU) Main Campus: Dickinson, ND Nurse Administrator: Lucy Meyer, DNP, RN	Full	HLC ACEN
North Dakota State College of Science (NDSCS) Main Campus: Wahpeton, ND Nurse Administrator: Debra Smith, MSN, RNC-NIC	Full	HLC ACEN
Sitting Bull College (SBC) Main Campus: Fort Yates, ND Nurse Administrator: Lindsey Helm, EdD, MSN, RN (Appointed Dean of Academics, 10/16/2023, shared role with Dr. Schelske until 01/02/2024); Becka Schelske, DNP, MSN, RN, (Interim – 01/03/2024)	Full	HLC

Associate Degree Registered Nurse Programs	NDBON Approval	National Accreditation
Bismarck State College (BSC), Dakota Nursing Program Consortium Partner Main Campus: Bismarck, ND Consortium Director: Julie Traynor, MS, RN, CNE (Interim Nurse Administrator- 7/1/2023-7/31/2023) Nurse Administrator: Alex Glatt, MSN, RN, CNE (Appointed– 8/1/2023)	Full	HLC ACEN
Dakota College at Bottineau (DCB), Dakota Nursing Program Consortium Partner Main Campus: Bottineau, ND Consortium Director: Julie Traynor, MS, RN, CNE Nurse Administrator: Paige Baade, MSN, RN	Full	HLC CNEA
Lake Region State College (LRSC), Dakota Nursing Program Consortium Partner Main Campus: Devils Lake, ND Consortium Director: Julie Traynor, MS, RN, CNE Nurse Administrator: Karen Clementich, MSN, RN	Full	HLC ACEN

Williston State College (WSC), Dakota Nursing Program Consortium Partner Main Campus: Williston, ND Consortium Director: Julie Traynor, MS, RN, CNE Nurse Administrator: Gail Raasakka, MSN, RN, CNE	Full	HLC CNEA
North Dakota State College of Science (NDSCS) Main Campus: Wahpeton, ND Nurse Administrator: Debra Smith, MSN, RNC-NIC	Full	HLC ACEN
University of Jamestown (UJ) Main Campus: Fargo, ND Nurse Administrator: Kimberly Ash, DNP, RN, CNE	Initial	HLC

Baccalaureate Degree Registered Nurse Programs	NDBON Approval	National Accreditation
Dickinson State University (DSU) Main Campus: Dickinson, ND Nurse Administrator: Lucy Meyer, DNP, RN	Full	HLC ACEN
Minot State University (MSU) Main Campus: Minot, ND Nurse Administrator: Amy Lee, DNP, RN, CNE	Full	HLC CCNE
North Dakota State University (NDSU) Main Campus: Fargo, ND Nurse Administrator: Carla Gross, PhD, MSN, RN Second Campus: NDSU Nursing at Sanford Health, Bismarck, ND Director: Charys Kunkel, PhD, MSN, RN	Full	HLC CCNE
Rasmussen University Main Campus: Fargo, ND Nurse Administrator: Beth Sanford, DNP, RN, CAN, CLC, (Interim – 5/15/2023-01/02/2024); Mark Alvarez, MAN, BSN, RN (Appointed 01/02/2024)	Full	HLC CCNE
University of Jamestown (UJ) Main Campus: Jamestown, ND Nurse Administrator: Kimberly Ash, DNP, RN, CNE	Full	HLC CCNE
University of Mary Main Campus: Bismarck, ND Nurse Administrator: Billie Madler, DNP, APRN, FNP	Full	HLC CCNE
University of North Dakota (UND) Main Campus: Grand Forks, ND Nurse Administrator: Maridee Shogren, DNP, APRN, CNM, CLC	Full	HLC CCNE

Direct-Entry Master's Degree Registered Nurse Programs	NDBON Approval	National Accreditation
University of Jamestown (UJ) Main Campus: Fargo, ND Nurse Administrator: Kimberly Ash, DNP, RN, CNE	Initial	HLC

Master's Degree Advanced Practice Registered Nurse Programs	NDBON Approval	National Accreditation
University of North Dakota (UND) Main Campus: Grand Forks, ND Nurse Administrator: Maridee Shogren, DNP, APRN, CNM, CLC	Full	HLC CCNE

Doctoral Degree Advanced Practice Registered Nurse Programs	NDBON Approval	National Accreditation
North Dakota State University (NDSU) Main Campus: Fargo, ND Nurse Administrator: Carla Gross, PhD, MSN, RN Second Campus: NDSU Nursing at Sanford Health, Bismarck, ND Director: Charys Kunkel, MSN, RN	Full	HLC CCNE
University of Mary Main Campus: Bismarck, ND Nurse Administrator: Billie Madler, DNP, APRN, FNP	Full	HLC CCNE
University of North Dakota (UND) Main Campus: Grand Forks, ND Nurse Administrator: Maridee Shogren, DNP, APRN, CNM, CLC	Full	HLC CCNE Council on Accreditation of Nurse Anesthesia Educational Programs (COA)

Practical Nurse Education Programs

Education Curriculum

Credit hours required for graduation from NDBON-approved one-year certificate and diploma practical nurse (PN) programs ranged between 42-43 semester credit hours. The required course credit hours are shown in the tables below. Most clinical practice experiences for PN programs took place in the clinical practice environment and ranged between 47%-86% of the total clinical practice hours required for degree completion. The use of simulation technology as an adjunct to clinical practice experiences ranged between 6%-17% of total clinical practice hours required for degree completion, while skills lab practice experiences ranged between 8%-43% of total clinical practice hours required.

Certificate and Diploma Practical Nurse Program	Semester Credit Hours Required for Degree Completion		
	General and Support Courses	Core Nursing Didactic and Clinical Courses	Total
Bismarck State College, Dakota Nursing Program Consortium (DNPC) Partner, Certificate	20	22	42
Dakota College at Bottineau, Dakota Nursing Program Consortium (DNPC) Partner, Certificate	20	22	42
Lake Region State College, Dakota Nursing Program Consortium (DNPC) Partner, Certificate	20	22	42
Williston State College, Dakota Nursing Program Consortium (DNPC) Partner, Certificate	21	22	43
North Dakota State College of Science Diploma	18	24	42

Certificate and Diploma Practical Nurse Program	Clinical Practice Experience Hours			
	Clinical Practice Environment	Simulation Technology	Skills Lab	Total
Bismarck State College, DNPC Partner Certificate	204 (47.22%)	72 (16.67%)	156 (36.11%)	432 (100%)
Dakota College at Bottineau, DNPC Partner, Certificate	240 (55.56%)	36 (8.33%)	156 (36.11%)	432 (100%)
Lake Region State College, DNPC Partner, Certificate	217 (50.23%)	29 (6.71%)	186 (43.1%)	432 (100%)
Williston State College, DNPC Partner Certificate	248 (57.41%)	48 (11.11%)	136 (31.48%)	432 (100%)
North Dakota State College of Science Diploma	336 (85.71%)	24 (6.12%)	32 (8.16%)	392 (100%)

Credit hours required for graduation from NDBON approved associate degree practical nurse (PN) programs had a range of between 66-70 semester credit hours. The required course credit hours are shown in the tables below. Most clinical practice experiences for PN programs took place in the clinical practice environment and ranged between 47%-85% of the total clinical practice hours required for degree completion. The use of simulation technology as an adjunct to clinical practice experiences ranged between 7%-23% of total clinical practice hours required for degree completion, while skills lab practice experiences ranged between 8%-31% of total clinical practice hours required.

Associate Degree Practical Nurse Program	Semester Credit Hours Required for Degree Completion		
	General and Support Courses	Core Nursing Didactic and Clinical Courses	Total
Dickinson State University • AASPN	34	32	66
North Dakota State College of Science • AASPN	31	35	66
Sitting Bull College • ASPN	33	37	70

Associate Degree Practical Nurse Program	Clinical Practice Experience Hours			
	Clinical Practice Environment	Simulation Technology	Skills Lab	Total
Dickinson State University • AASPN	169 (46.9%)	81 (22.56%)	110 (30.64%)	360 (100%)
North Dakota State College of Science • AASPN	430 (85.49%)	35 (6.96%)	38 (7.55%)	503 (100%)
Sitting Bull College • ASPN	402 (67.9%)	62 (10.47%)	128 (21.62%)	592 (100%)

Program Enrollment Capacity

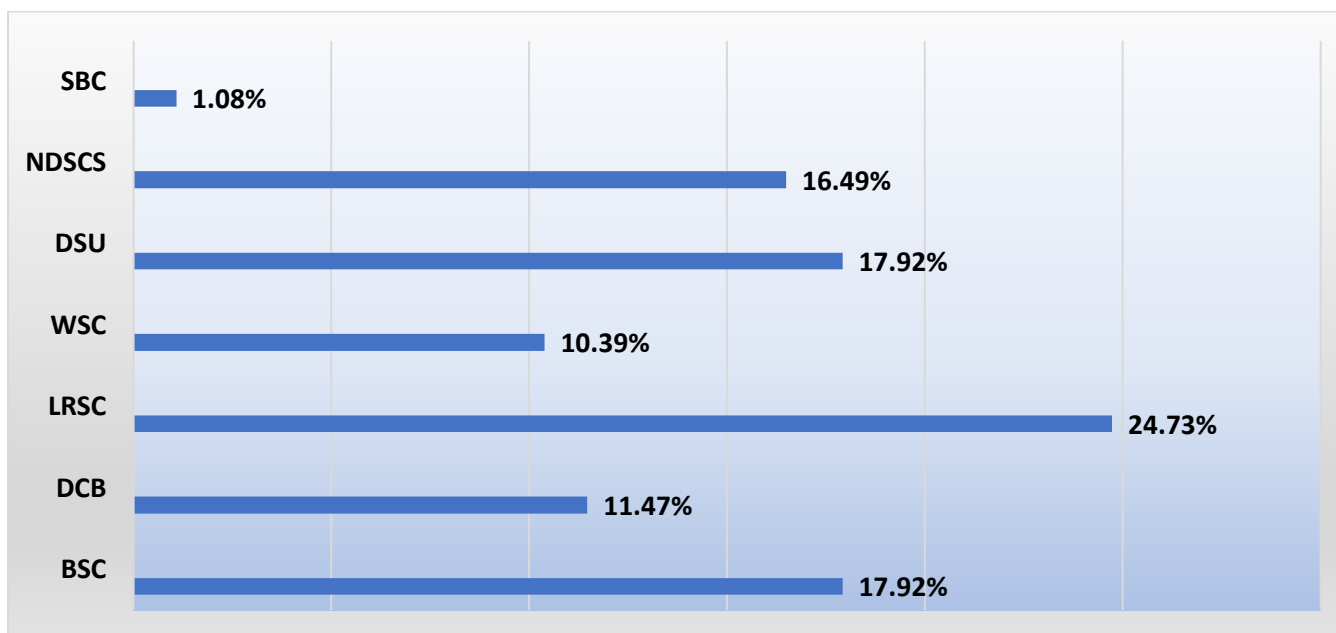
Practical nurse programs in ND had 326 seats available and enrolled 227 new students during the 2023-2024 FY.

Practical Nurse Program	Seats Available	Number of New Students Enrolled
Certificate and Diploma Programs		
Bismarck State College, DNPC Partner	58	50
Dakota College at Bottineau, DNPC Partner	44	32
Lake Region State College, DNPC Partner	76	69
Williston State College, DNPC Partner	24	29
North Dakota State College of Science	32	16
Total	202	180
Associate Degree Programs		
Dickinson State University	50	31
North Dakota State College of Science	32	0
Sitting Bull College	10	3
Total	124	47
Certificate and Associate Degree Overall Total	326	227

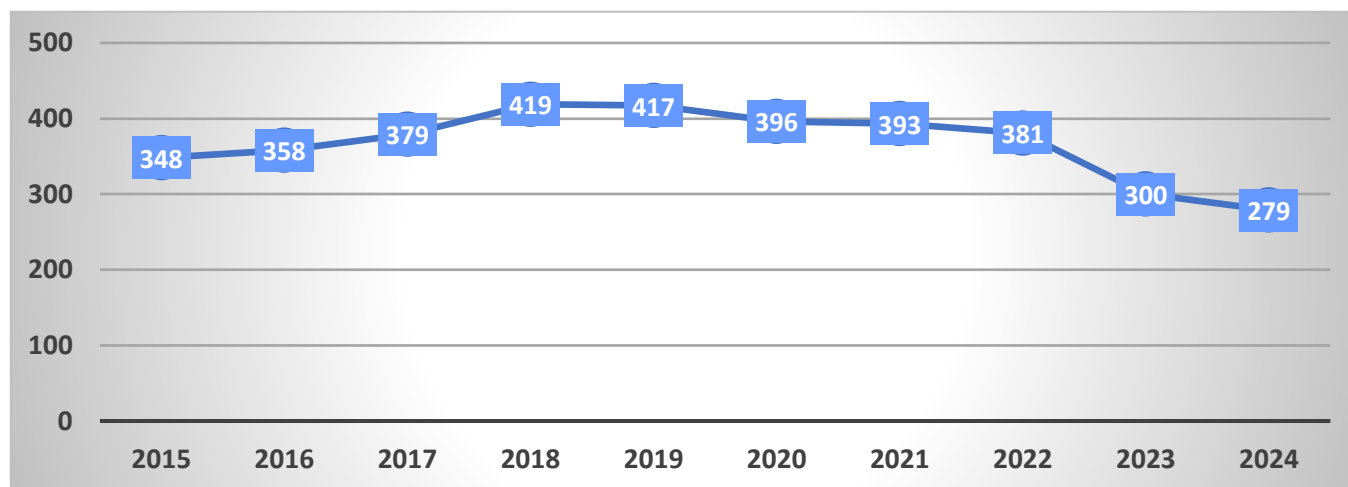
Program Enrollment

Practical Nurse Program	2023-2024		2022-2023	2023-2024	
	Total Students	% Total Students	Total Students	Difference	% Change
Certificate Programs					
Bismarck State College, DNPC Partner	50	17.92%	52	-2	-4%
Dakota College at Bottineau, DNPC Partner	32	11.47%	33	-1	-3.1%
Lake Region State College, DNPC Partner	69	24.73%	51	+18	+35.3%
Williston State College, DNPC Partner	29	10.39%	28	+1	+3.6%
North Dakota State College of Science	16	5.73%	0	+16	
Total	196	70.25%	164	+32	+19.5%
Associate Degree Programs					
Dickinson State University	50	17.92%	44	+6	+12%
North Dakota State College of Science	30	10.75%	82	-52	-63.4%
Sitting Bull College	3	1.08%	10	-7	-70%
Total	83	29.75%	136	-53	-27%
Certificate and Associate Degree Overall Total	279	100%	300	-21	-7%

Student Enrollment Percentage by Practical Nurse Program



Ten Year Student Enrollment Trend for Practical Nurse Programs



Practical Nurse Student Characteristics

Note: During the 2023-2024 FY ND State College of Science began to transition from the AASPN program to a one-year Diploma program, retaining the NCLEX-PN code for the Diploma program originally assigned to the AAS program. The first cohort for the Diploma program first began January 2023, and the last cohort for the AASPN program graduates December 2024. The data for the following questions will be combined for the AAS and Diploma programs for this report, and the next FY report.

Age

Most practical nurse students in FY 2023-2024 were reported as being in the age range of 25-30 years old for the third consecutive year. Previous years the average reported age was 24 and below. Student age has been gradually increasing within practical nurse programs over the past ten years.

Practical Nurse Program	Average Student Age
Bismarck State College, DNPC Partner	24
Dakota College at Bottineau, DNPC Partner	28
Lake Region State College, DNPC Partner	29
Williston State College, DNPC Partner	27
Dickinson State University	24
North Dakota State College of Science (combined AAS & Diploma)	30
Sitting Bull College	40
Average Age All PN Students	29

Racial Composition

Student racial composition is reported for the third year using eight categories as compared with previous years which only reported the category of "Minority" to differentiate from White students. Consistent with other years, most practical nurse students were reported as White, 83.6%. Programs in ND continue to be challenged with increasing racial diversity of students enrolled.

Practical Nurse Program	Racial Composition							
	American Indian/ Alaska Native	Asian	Black/ African American	Native Hawaiian/ Other Pacific Islander	White	Multi-Racial	Other/ Unknown Not Reported	Total Students Reported
Bismarck State College, DNPC Partner	1	1	4	0	43	0	1	50
Dakota College at Bottineau, DNPC Partner	4	0	1	0	26	0	1	32
Lake Region State College, DNPC Partner	2	0	4	0	63	0	0	69
Williston State College, DNPC Partner	0	2	7	0	20	0	0	29
Dickinson State University	0	0	2	0	22	2	5	31

North Dakota State College of Science (combined AAS & Diploma)	1	0	2	0	33	0	0	36
Sitting Bull College	1	0	0	0	2	0	0	3
Total	9	3	20	0	209	2	7	250
Percentage	3.6%	1.2%	8%	0%	83.6%	0.8%	2.8%	100%

Ethnic Composition

Student ethnic composition is reported for the third year. Prior annual education reports have not reported student ethnic composition and used only the category of “Minority” to differentiate from White students. Consistent with other years, most practical nurse students were reported as being Non-Hispanic or Latino or Spanish in origin. Not all students’ ethnicity was reported by programs.

Practical Nurse Program	Ethnic Composition	
	Hispanic/Latino/ Spanish Origin	Non- Hispanic/Latino /Spanish Origin
Bismarck State College, DNPC Partner	0	50
Dakota College at Bottineau, DNPC Partner	3	29
Lake Region State College, DNPC Partner	4	59
Williston State College, DNPC Partner	4	25
Dickinson State University	4	27
North Dakota State College of Science (combined AAS & Diploma)	0	0
Sitting Bull College	0	3
Total	15	193

Gender

Student gender is reported for the third year. Prior annual education reports have not reported student gender other than having the category of “Men” to differentiate from Female or Other students. Consistent with other years, most practical nurse students were reported as being Female, 90%. Many students choose not to report gender.

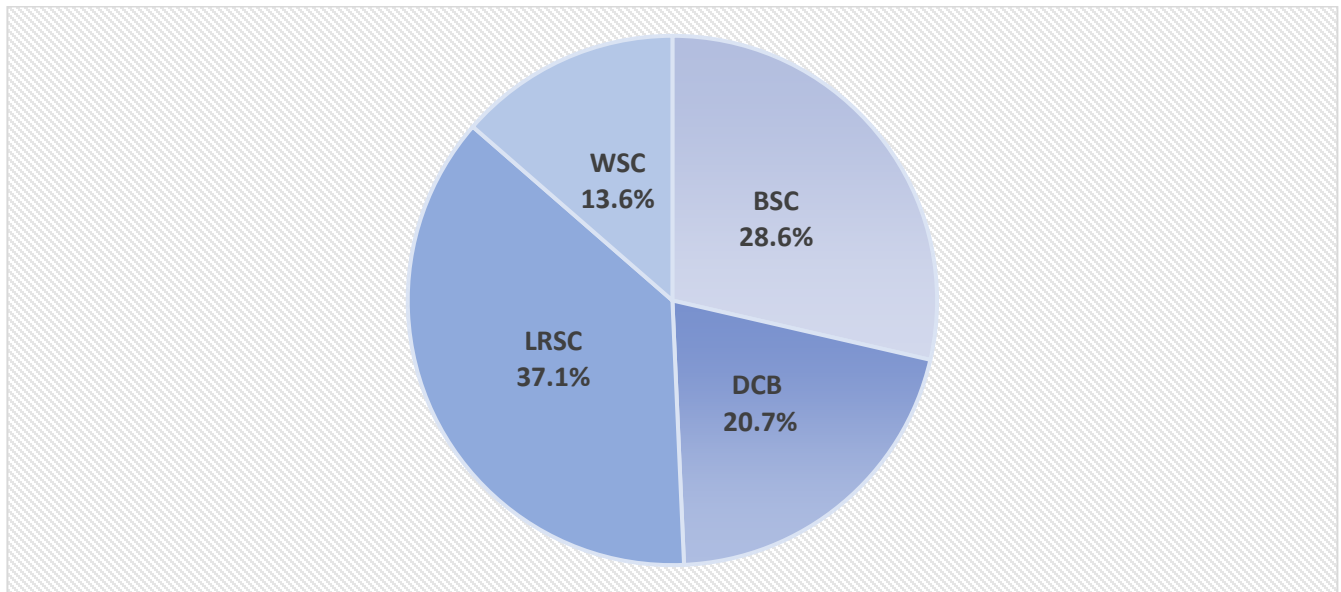
Practical Nurse Program	Gender			
	Female	Male	Other	Total Students
Bismarck State College, DNPC Partner	47	3	0	50
Dakota College at Bottineau, DNPC Partner	29	3	0	32
Lake Region State College, DNPC Partner	63	6	0	69
Williston State College, DNPC Partner	25	4	0	29
Dickinson State University	28	3	0	31
North Dakota State College of Science (combined AAS & Diploma)	40	6	0	46
Sitting Bull College	3	0	0	3
Total	235	25	0	260
Percentage	90%	10%	0%	100%

Program Graduates

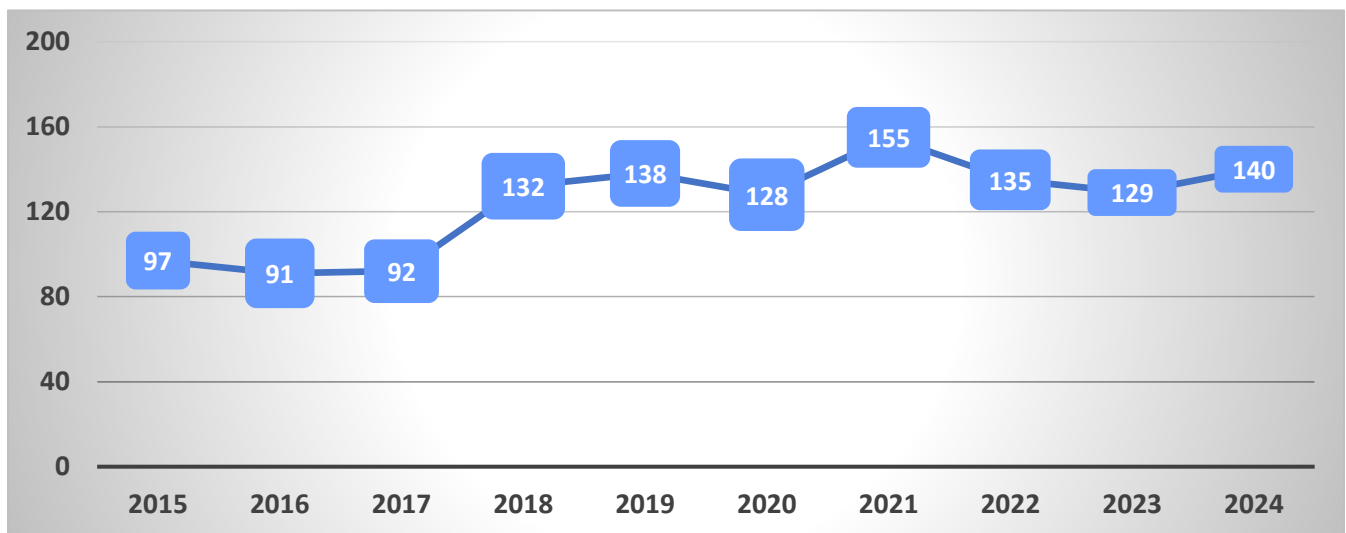
Certificate and Diploma Practical Nurse Programs reported a total of 140 students that graduated FY 2023-2024. That reflects an 8.5% increase from the previous fiscal year.

Certificate & Diploma Practical Nurse Program	2023-2024		2022-2023	2023-2024	
	Total Graduates	% Total Graduates	Total Graduates	Difference	% Change
Bismarck State College, DNPC Partner	40	28.6%	44	-4	-9%
Dakota College at Bottineau, DNPC Partner	29	20.7%	28	+1	+3.6%
Lake Region State College, DNPC Partner	52	37.1%	34	+18	+52.9%
Williston State College, DNPC Partner	19	13.6%	23	-4	-17.4%
North Dakota State College of Science (combined AAS & Diploma)	N/A	N/A	N/A	N/A	N/A
Total	140	100%	129	+11	+8.5%

Graduate Percentage by Certificate & Diploma Practical Nurse Program



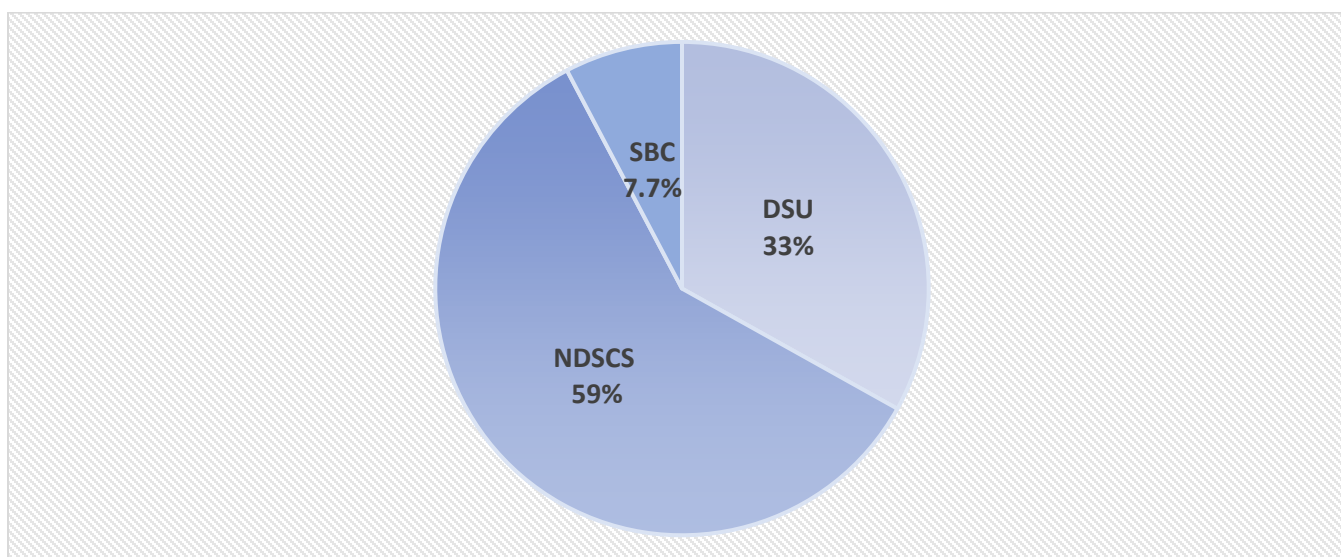
Ten Year Graduate Trend for Certificate & Diploma Practical Nurse Programs



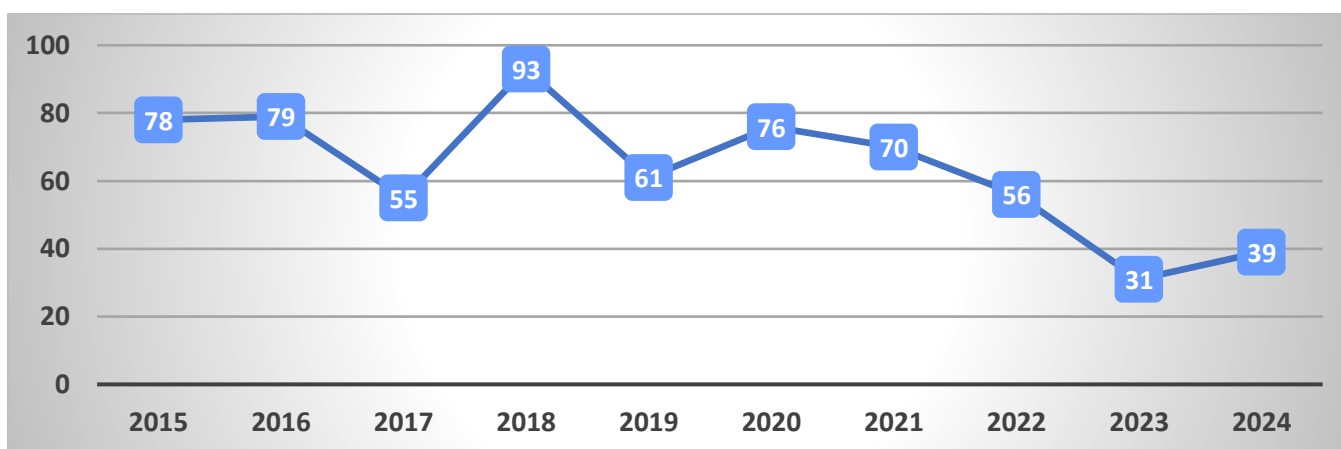
Associate Degree Practical Nurse Programs reported a total of 39 students that graduated FY 2023-2024. That reflects a 20.5% increase from the previous fiscal year. However, the increase may reflect the combined NDSCS AAS and Diploma program data.

Practical Nurse Program	2023-2024		2022-2023	2023-2024	
	Total Graduates	% Total Graduates	Total Graduates	Difference	% Change
Dickinson State University	13	33%	19	-6	-31.6%
North Dakota State College of Science (combined AAS & Diploma)	23	59%	11	+12	+52.2%
Sitting Bull College	3	7.7%	1	+2	+200%
Total	39	100%	31	+8	+20.5%

Graduate Percentage by Associate Degree Practical Nurse Program



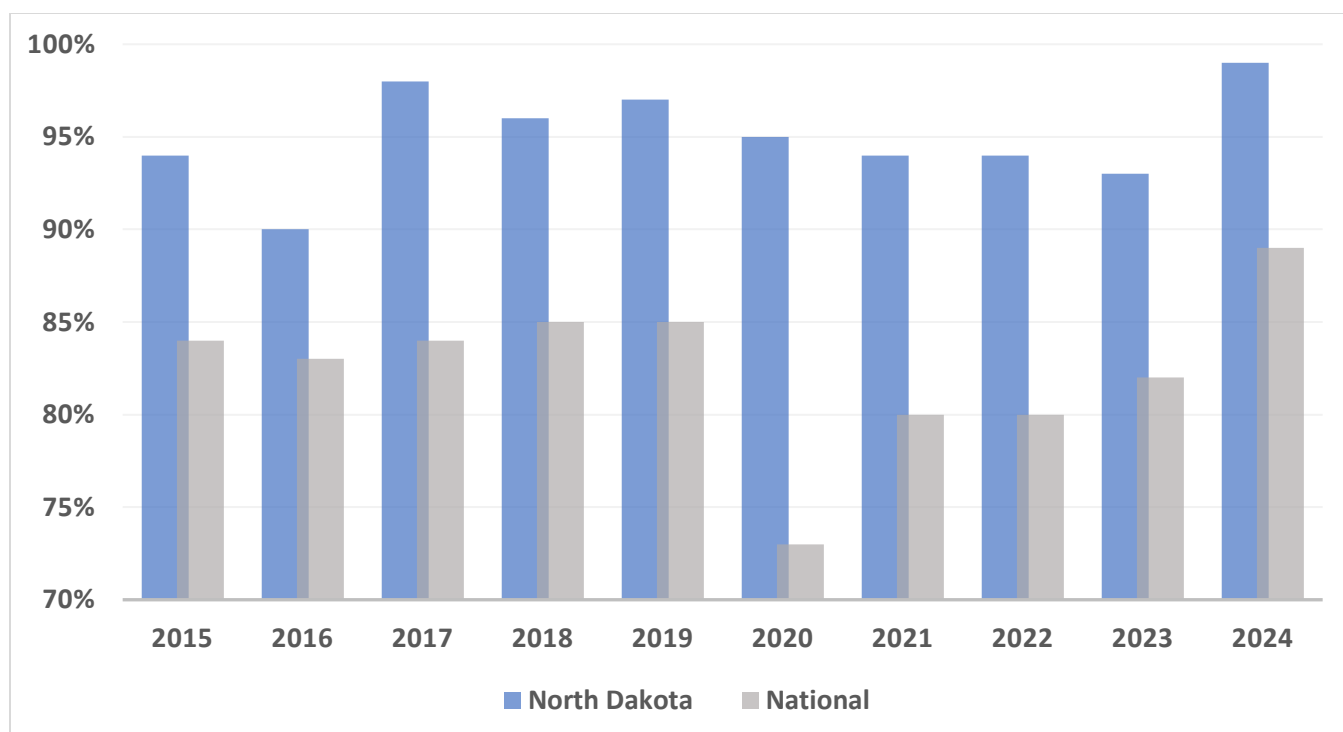
Ten Year Graduate Trend for Associate Degree Practical Nurse Programs



Fiscal Year 2023-2024 NCLEX-PN® Program Pass Rates

Practical Nurse Program	# First Time Candidates	# Passed	# Failed	Percent Pass Rate
Bismarck State College, DNPC Partner	33	33	0	100%
Dakota College at Bottineau, DNPC Partner	18	18	0	100%
Lake Region State College, DNPC Partner	30	30	0	100%
Williston State College, DNPC Partner	11	11	0	100%
Dickinson State University	16	16	0	100%
North Dakota State College of Science (combined AAS & Diploma)	22	21	1	95.45%
Sitting Bull College	2	2	0	100%
Total	132	131	1	99.24%

Ten Year NCLEX-PN® Program Pass Rate Trends



Graduates Licensed in North Dakota as Practical Nurses FY 2023-2024

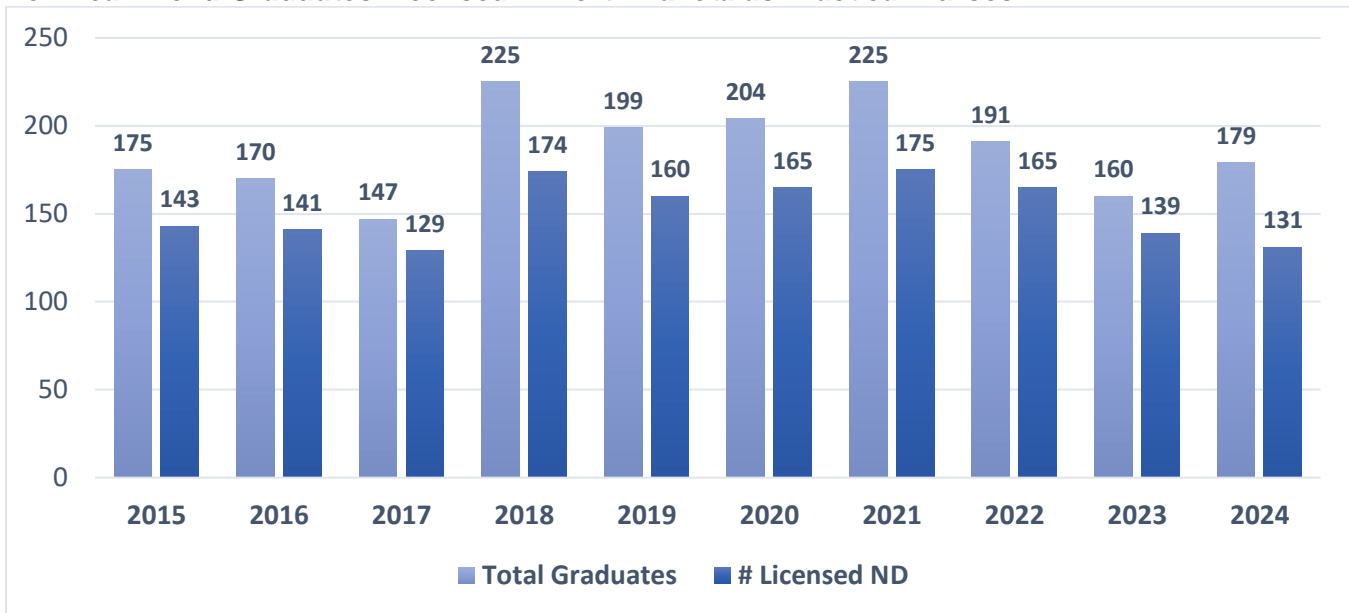
The number of practical nurse graduates licensed by NCLEX-PN in North Dakota from July 1, 2023, to June 30, 2024, is displayed in the table below. During FY 2023-2024, 73.2% of all graduates of North Dakota practical nurse programs were licensed in North Dakota, compared to 86.88% in FY 2022-2023.

Practical Nurse Program	Total Graduates	Graduates Licensed in ND	% Total Graduates Licensed in ND
Bismarck State College, DNPC Partner	40	33	82.5%
Dakota College at Bottineau, DNPC Partner	29	18	62%
Lake Region State College, DNPC Partner	52	30	58%
Williston State College, DNPC Partner	19	11	58%
Dickinson State University	13	16	100%*
North Dakota State College of Science (combined AAS & Diploma)	23	21	91%
Sitting Bull College	3	2	67%
Total	179	131	73.2%

*Total graduates for each program may be less than the number licensed in North Dakota due to graduates waiting to test or failing the exam and testing within a different fiscal year.

Certificate, Diploma, & Associate Degree Practical Nurse Programs 10-year Trend Graduates Licensed in North Dakota			
Fiscal Year July 1- June 30	Total Graduates	Graduates Licensed in ND	% Total Graduates Licensed in ND
2014-2015	175	143	81.71%
2015-2016	170	141	82.94%
2016-2017	147	129	87.76%
2017-2018	225	174	77.33%
2018-2019	199	160	80.40%
2019-2020	204	165	80.89%
2020-2021	225	175	78.10%
2021-2022	191	165	86.39%
2022-2023	160	139	86.88%
2023-2024	179	131	73.2%
Total	1,875	1,522	81.17%

Ten Year Trend Graduates Licensed in North Dakota as Practical Nurses



Practical Nurse Program Faculty

Respondents were asked to provide the number of full-time, part-time, and clinical adjunct faculty employed by the program. Full-time equivalent (FTE) faculty are expected to work at least 37.5 hours per week and to teach, participate in curriculum development, hold office hours for student advisement, attend faculty meetings, participate in campus-wide events, attend professional development events, take part in scholarly activities and other responsibilities as defined by institutional policy. Part-time faculty work less than 37.5 hours per week and are responsible for assuming teaching responsibilities, usually collaborating with full-time faculty. Clinical adjunct faculty are responsible for teaching in the clinical practice environment under the direction of full-time and part-time faculty.

Practical Nurse Program	Full-time	Part-time	Clinical Adjunct	Total Faculty	Total FTE
Bismarck State College, DNPC Partner	2 (29%)	5	0	7	3.35
Dakota College at Bottineau, DNPC Partner	4 (67%)	2	0	6	4.4
Lake Region State College, DNPC Partner	5 (50%)	5	0	10	7.14
Williston State College, DNPC Partner	2 (50%)	2	0	4	2.6
Dickinson State University	1 (20%)	2	2	5	2.4
North Dakota State College of Science (combined AAS & Diploma)	9 (82%)	0	2	11	12.34*
Sitting Bull College	1 (25%)	1	2	4	1.84
Total	24	17	6	47	34.07

*Combined FTE for all undergraduate programs offered by the institution, not exclusively the practical nurse program.

Faculty Position Vacancies

Practical Nurse Program	Total # Full-Time Faculty Vacancies	Total # Part-Time Faculty Vacancies
Bismarck State College, DNPC Partner	0	2
Dakota College at Bottineau, DNPC Partner	0	1
Lake Region State College, DNPC Partner	0	1
Williston State College, DNPC Partner	0	1
Dickinson State University	2	0
North Dakota State College of Science (combined AAS & Diploma)	1	0
Sitting Bull College	0	1
Total	3	6

Faculty Characteristics

Age

Faculty Age Groups	Number of Faculty
Below 30 years	8
30-39 years	15
40-49 years	15
50-59 years	9
60 years and above	3
Total	50

Combined full-time and part-time faculty numbers.

Racial Composition

Faculty Racial Composition	Number of Faculty
American Indian/Alaska Native	0
Asian	0
Black/African American	1
Native Hawaiian/Other Pacific Islander	0
White	44
Multi-Racial	0
Other	1
Total	46

Combined full-time and part-time faculty numbers.

Gender

Faculty Gender	Number of Faculty
Male	1
Female	38
Other	0
Total	39

Combined full-time and part-time faculty numbers.

Highest Academic Achievement of Faculty

The highest academic achievement of full-time and part-time faculty are displayed in the tables below. The majority of full-time faculty, 58.33%, hold a graduate degree in nursing. 55% of part-time faculty hold a graduate degree. Faculty that do not hold a graduate degree in nursing are utilizing the NDAC Faculty Developmental Program rules requiring them to be enrolled in graduate programs, and making progress toward degree completion. Information required for each academically unqualified faculty member must be provided to the NDBON by the nurse administrator Tri annually, October 1st, February 1st, and June 1st each fiscal year.

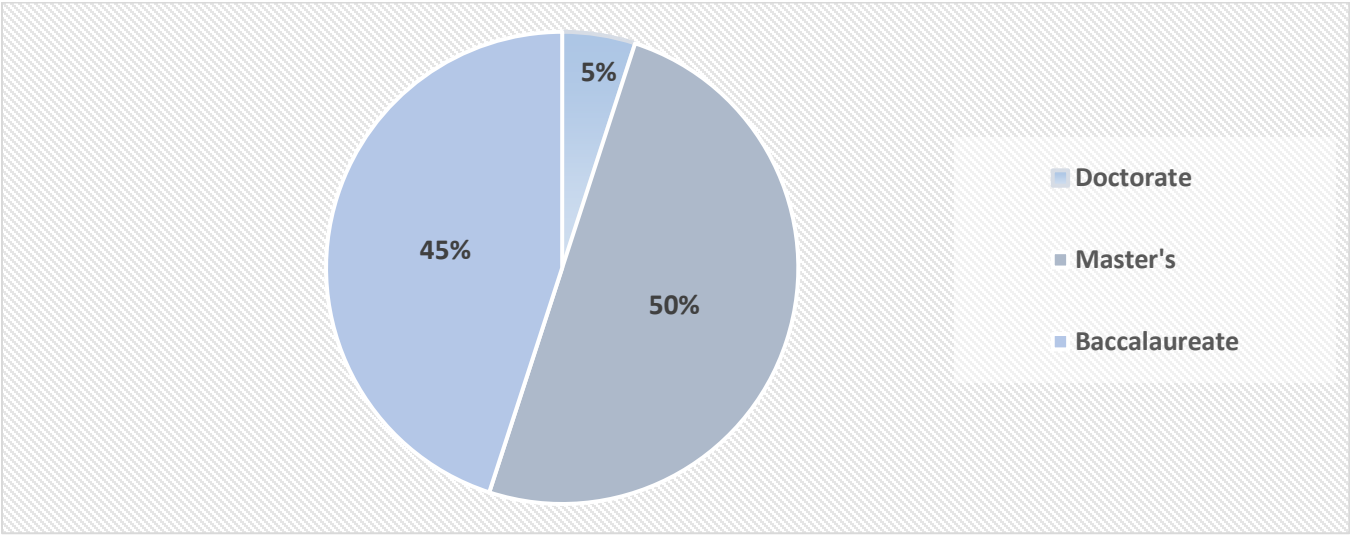
Full-time Faculty Highest Academic Achievement

Practical Nurse Program	BSN	MSN	Doctorate	Total # Full-time Faculty
Dakota Nursing Program at Bismarck State College	0	2	0	2
Dakota Nursing Program at Dakota College at Bottineau	3	1	0	4
Dakota Nursing Program at Lake Region State College	1	2	2	5
Dakota Nursing Program at Williston State College	1	1	0	2
Dickinson State University	1	0	0	1
North Dakota State College of Science	4	5	0	9
Sitting Bull College	0	0	1	1
Total	10	11	3	24

Part-time Faculty Highest Academic Achievement

Practical Nurse Program	BSN	MSN	Doctorate	Total # Part-time Faculty
Dakota Nursing Program at Bismarck State College	2	2	1	5
Dakota Nursing Program at Dakota College at Bottineau	1	1	0	2
Dakota Nursing Program at Lake Region State College	3	1	0	4
Dakota Nursing Program at Williston State College	2	0	0	2
Dickinson State University	0	4	0	4
North Dakota State College of Science	1	1	0	2
Sitting Bull College	0	1	0	1
Total	9	10	1	20

Highest Academic Achievement for Part-time and Full-time Faculty Combined



Registered Nurse Education Programs

Education Curriculum

Credit hours required for graduation from NDBON approved associate degree registered nurse (RN) programs had a range of between 63-73 semester credit hours. The required course credit hours are shown in the table below.

Associate Degree Registered Nurse Program	Semester Credit Hours Required for Degree Completion		
	General and Support Courses	Core Nursing Didactic and Clinical Courses	Total
Bismarck State College, DNPC Partner • Traditional AAS	27	46	73
Dakota College at Bottineau, DNPC Partner • Traditional AAS	27	46	73
Lake Region State College, DNPC Partner • Traditional AAS	27	46	73
Williston State College, DNPC Partner • Traditional AAS	27	46	73
North Dakota State College of Science • LPN to RN ASN Completion • Traditional AAS	66 (AAS PN Program) 23	30 40	63
University of Jamestown • ASN	24	46	70

Most clinical practice experiences for associate degree RN programs took place in the clinical practice environment and ranged between 54%-79% of the total clinical practice hours required for degree completion. The use of simulation technology as an adjunct to clinical practice experiences ranged between 2%-20% of total clinical practice hours required for degree completion, while skills lab practice experiences ranged between 17%-30% of total clinical practice hours required.

Associate Degree Registered Nurse Program	Clinical Practice Experience Hours			
	Clinical Practice Environment	Simulation Technology	Skills Lab	Total
Bismarck State College, DNPC Partner • Traditional AAS	468 (54.2%)	174 (20%)	222 (25.7%)	864 (100%)
Dakota College at Bottineau, DNPC Partner • Traditional AAS	540 (62.5%)	102 (11.8%)	222 (25.7%)	864 (100%)
Lake Region State College, DNPC Partner • Traditional AAS	497 (57.5%)	112 (13%)	255 (29.5%)	864 (100%)
Williston State College, DNPC Partner • Traditional AAS	566 (65.5%)	87 (10%)	211 (24.4%)	864 (100%)
North Dakota State College of Science • LPN to RN ASN Completion • Traditional AAS	430 (75.4%)	44 (7.7%)	96 (16.8%)	570 (100%)
University of Jamestown • ASN	405 (78.9%)	12 (2.4%)	90 (17.8%)	507 (100%)

Credit hours required for graduation from NDBON approved baccalaureate degree registered nurse (RN) programs had a range of between 120-127 semester credit hours. The required course credit hours are shown in the following table.

Baccalaureate Degree Registered Nurse Program	Semester Credit Hours Required for Degree Completion		
	General and Support Courses	Core Nursing Didactic and Clinical Courses	Total
Dickinson State University • BSN Completion (AASPN to RN)	25 (in addition to 66 for PN program)	35	126
Minot State University • Traditional BSN	40	82	122
North Dakota State University • Traditional BSN • LPN to BSN	40 (60 upper division)	86 36 (NDSU)	120
Rasmussen University • Traditional BSN • Accelerated BSN	49 (74 quarter credits)	71 (106 quarter credits)	120 (180 quarter credits)
University of Jamestown • Traditional BSN	43	81	124
University of Mary • Traditional BSN/BAN • Accelerated BSN/BAN • LPN to BSN/BAN	28 27 32 (24 prior degree)	99 97 68	127 124 124
University of North Dakota • Traditional BSN	61	60	121

Direct Entry Master's Degree Registered Nurse Program	Semester Credit Hours Required for Degree Completion		
	General and Support Courses	Core Nursing Didactic and Clinical Courses	Total
University of Jamestown • Direct-Entry (DE) MSN	Requires previous Bachelor's degree to meet general education courses	72	72

Most clinical practice experiences for RN programs took place in the clinical practice environment and ranged between 62%-80% of the total clinical practice hours required for degree completion. The use of simulation technology as an adjunct to clinical practice experiences ranged between 4%-19% of total clinical practice hours required for degree completion, while skills lab practice experiences ranged between 12%-31% of total clinical practice hours required.

Baccalaureate Degree Registered Nurse Program	Clinical Practice Experience Hours			
	Clinical Practice Environment	Simulation Technology	Skills Lab	Total
Dickinson State University • BSN Completion (AASPN to RN)	316 (74.4%)	48 (11.3%)	61 (14.4%)	425 (100%)
Minot State University • Traditional BSN	715 (69.08%)	140 (13.53%)	180 (17.39%)	1,035 (100%)
North Dakota State University • Traditional BSN • LPN to BSN	615 (78.44%)	34 (4.34%)	135 (17.22%)	784 (100%)
Rasmussen University • Traditional BSN • Accelerated BSN	495 (61.49%)	150 (18.63%)	160 (19.88%)	805 (100%)
University of Jamestown • Traditional BSN	424 (62.91%)	40 (5.93%)	210 (31.16%)	674 (100%)
University of Mary • Traditional BSN	594 (79.7%)	64 (8.6%)	90 (12.1%)	745 (100%)
University of North Dakota • Traditional BSN	600 (64.5%)	150 (16.13%)	180 (19.36%)	930 (100%)

Direct Entry Master's Degree Registered Nurse Program	Clinical Practice Experience Hours			
	Clinical Practice Environment	Simulation Technology	Skills Lab	Total
University of Jamestown • DEMSN	585 (83%)	Hours included with skills lab	120 (17%)	705 (100%)

Program Enrollment Capacity

Registered nurse programs in ND had 1,035 seats available and enrolled 834 new students during the 2023-2024 FY.

Registered Nurse Program	Seats Available	Number of New Students Enrolled
Associate Degree Programs		
Bismarck State College, DNPC Partner	46	47
Dakota College at Bottineau, DNPC Partner	44	31
Lake Region State College, DNPC Partner	56	38
Williston State College, DNPC Partner	40	26
North Dakota State College of Science	54	72
University of Jamestown	72*	NA
Total	312	214
Baccalaureate Degree Programs		
Dickinson State University	32	17
Minot State University	48	46
North Dakota State University	297	206
Rasmussen University	84	26
University of Jamestown	108	16
University of Mary	134	167
University of North Dakota	128	124
Total	831	602
Direct Entry Master's Degree Programs		
University of Jamestown	48*	NA
Total	48	0
Associate, Baccalaureate, DE Master's Overall Total	1,191	816

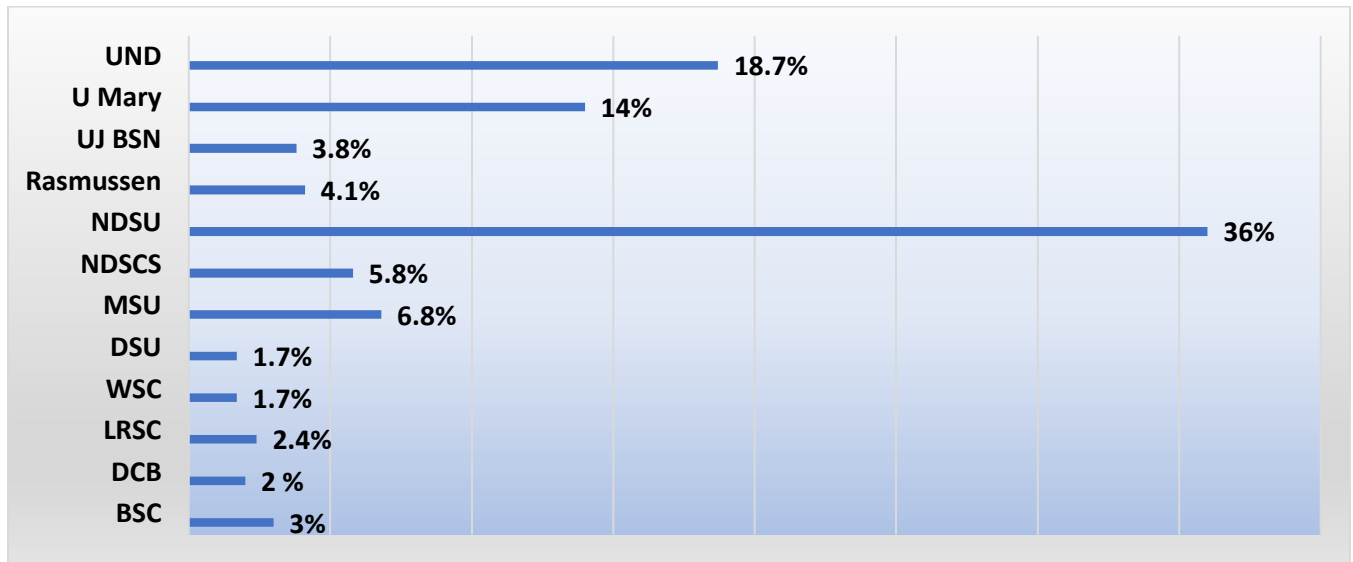
*Initial approval of the University of Jamestown ASN and DEMSN Programs granted April 2024; numbers indicate seats approved; no students enrolled to begin during this FY.

Program Enrollment

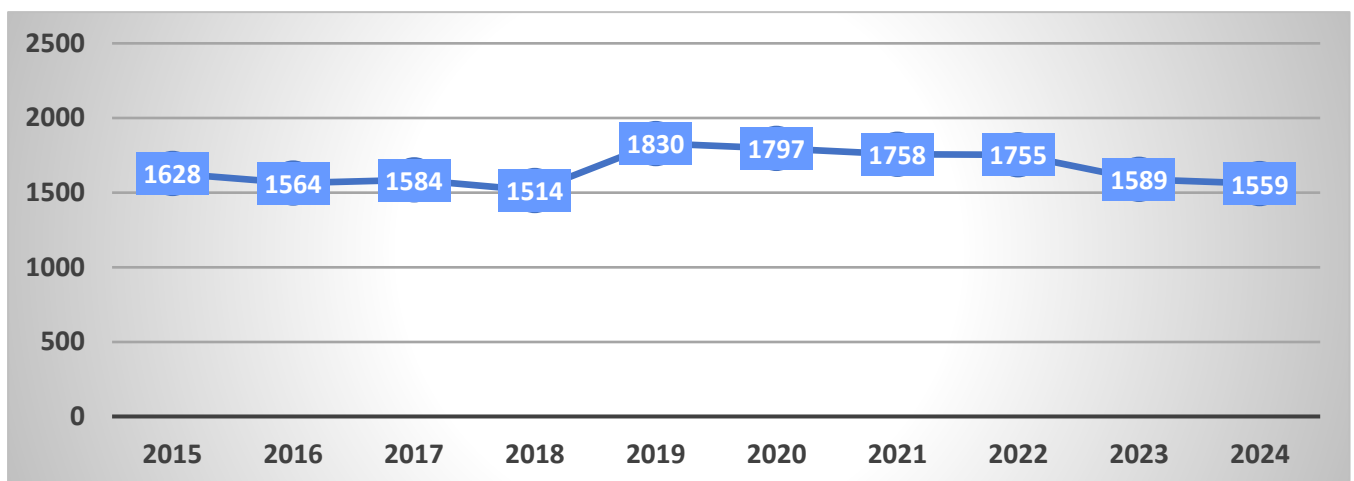
Registered Nurse Program	2023-2024		2022-2023	2023-2024	
	Total Students	% Total Students	Total Students	Difference	% Change
Associate Degree Programs					
Bismarck State College, DNPC Partner	47	3.0%	42	+5	+11.9%
Dakota College at Bottineau, DNPC Partner	31	2.0%	41	-10	-24.4%
Lake Region State College, DNPC Partner	38	2.4%	30	+8	+21%
Williston State College, DNPC Partner	26	1.7%	27	-1	-3.7%
North Dakota State College of Science	90	5.8%	64	+26	+40.6%
University of Jamestown*	NA	NA	NA	NA	NA
Total	232	14.9%	204	+28	+13.7%
Baccalaureate Programs					
Dickinson State University	26	1.7%	38	-12	-31.6%
Minot State University	106	6.8%	145	-39	-26.9%
North Dakota State University	562	36%	572	-10	-1.75%
Rasmussen University	64	4.1%	81	-17	-21%
University of Jamestown	59	3.8%	67	-8	-11.9%
University of Mary	218	14%	204	+14	+6.9%
University of North Dakota	292	18.7%	278	+14	+5%
Total	1,327	85.1%	1,385	-58	-4.2 %
Direct Entry Master's Programs					
University of Jamestown*	NA	NA	NA	NA	NA
Total	0	0	0	0	0
Associate and Baccalaureate Overall Total	1,559	100%	1,589	-30	-1.9%

*Initial approval of the University of Jamestown ASN and DEMSN Programs granted April 2024; no students enrolled to begin during this FY.

Student Enrollment Percentage by Registered Nurse Program



Ten Year Student Enrollment Trend for Registered Nurse Programs



Registered Nurse Student Characteristics

Age

For the third consecutive year registered nurse students in FY 2023-2024 continued to be in the age range of 25-30 years unlike prior years with the average being reported as age 24 and below. Student age has been gradually increasing within registered nurse programs over the past ten years.

Registered Nurse Program	Average Student Age
Bismarck State College, DNPC Partner	29
Dakota College at Bottineau, DNPC Partner	29
Lake Region State College, DNPC Partner	31
Williston State College, DNPC Partner	26
University of Jamestown, ASN*	NA
Dickinson State University	23
Minot State University	24
North Dakota State College of Science	25
North Dakota State University	24
Rasmussen University	30
University of Jamestown, BSN	20
University of Mary	22
University of North Dakota	22
University of Jamestown, DEMSN*	NA
Average Age All RN Students	25

*Initial approval of the University of Jamestown ASN and DEMSN Programs granted April 2024; no students enrolled to begin during this FY.

Racial Composition

Student racial composition is reported for the third year using eight categories as compared with previous years which only reported the category of “Minority” to differentiate from White students. Consistent with other years, most registered nurse students were reported as White, 85.2%. This percentage is consistent with the limited information provided in previous reports, indicating most students did not fit a minority category.

Registered Nurse Program	Racial Composition							
	American Indian/ Alaska Native	Asian	Black/ African American	Native Hawaiian/ Other Pacific	White	Multi-Racial	Other/ Unknown Not Reported	Total Students
Bismarck State College, DNPC Partner	4	1	1	0	41	0	0	47
Dakota College at Bottineau, DNPC Partner	2	0	1	0	27	0	1	31
Lake Region State College, DNPC Partner	0	1	0	0	37	0	0	38
Williston State College, DNPC Partner	1	2	1	0	22	0	0	26
University of Jamestown, ASN*	NA	NA	NA	NA	NA	NA	NA	NA
Dickinson State University	0	1	3	0	10	2	1	17
Minot State University	4	9	6	2	71	4	7	103
North Dakota State College of Science	1	0	6	0	83	0	0	90
North Dakota State University	13	18	28	2	487	3	2	553
Rasmussen University	0	1	4	0	26	3	30	64
University of Jamestown, BSN	1	0	2	0	38	0	0	41
University of Mary	3	4	4	0	186	6	6	209
University of North Dakota	4	6	9	0	259	13	1	292
University of Jamestown, DEMSN*	NA	NA	NA	NA	NA	NA	NA	NA
Total	33	43	65	4	1,287	31	48	1,511
Percentage	2.2%	2.8%	4.3%	0.3%	85.2%	2.4%	2.1%	100%

*Initial approval of the University of Jamestown ASN and DEMSN Programs granted April 2024; no students enrolled to begin during this FY.

Ethnic Composition

Student ethnic composition is reported for the third consecutive year. Prior annual education reports have not reported student ethnic composition and used only the category of “Minority” to differentiate from White students. Consistent with other years, most registered nurse students were reported as being Non-Hispanic or Latino or Spanish in origin. Not all students’ ethnicity was reported by programs.

Registered Nurse Program	Ethnic Composition	
	Hispanic/Latino/ Spanish Origin	Non- Hispanic/Latino /Spanish Origin
Bismarck State College, DNPC Partner	2	45
Dakota College at Bottineau, DNPC Partner	2	29
Lake Region State College, DNPC Partner	2	36
Williston State College, DNPC Partner	2	24
University of Jamestown, ASN*	NA	NA
Dickinson State University	1	16
Minot State University	7	103
North Dakota State College of Science	0	0
North Dakota State University	12	550
Rasmussen University	4	60
University of Jamestown	0	41
University of Mary	9	209
University of North Dakota	6	286
University of Jamestown, DEMSN*	NA	NA
Total	47	1,399

*Initial approval of the University of Jamestown ASN and DEMSN Programs granted April 2024; no students enrolled to begin during this FY.

Gender

Student gender is reported for the third year. Prior annual education reports have not reported student gender other than having the category of “Men” to differentiate from Female or Other students.

Consistent with other years, most registered nurse students were reported as being Female, 86.7%. Not all students’ gender was reported by programs.

Registered Nurse Program	Gender			
	Female	Male	Other	Total Students
Bismarck State College, DNPC Partner	46	1	0	47
Dakota College at Bottineau, DNPC Partner	28	3	0	31
Lake Region State College, DNPC Partner	33	5	0	38
Williston State College, DNPC Partner	25	1	0	26
University of Jamestown, ASN*	NA	NA	NA	NA
Dickinson State University	15	2	0	17
Minot State University	88	22	0	110
North Dakota State College of Science	86	4	0	90
North Dakota State University	500	62	0	562
Rasmussen University	48	10	6	64
University of Jamestown	37	4	0	41
University of Mary	182	36	0	218
University of North Dakota	245	47	0	292
University of Jamestown, DEMSN*	NA	NA	NA	NA
Total	1,333	197	6	1,536
Percentage	86.7%	12.8%	0.4%	100%

*Initial approval of the University of Jamestown ASN and DEMSN Programs granted April 2024; no students enrolled to begin during this FY.

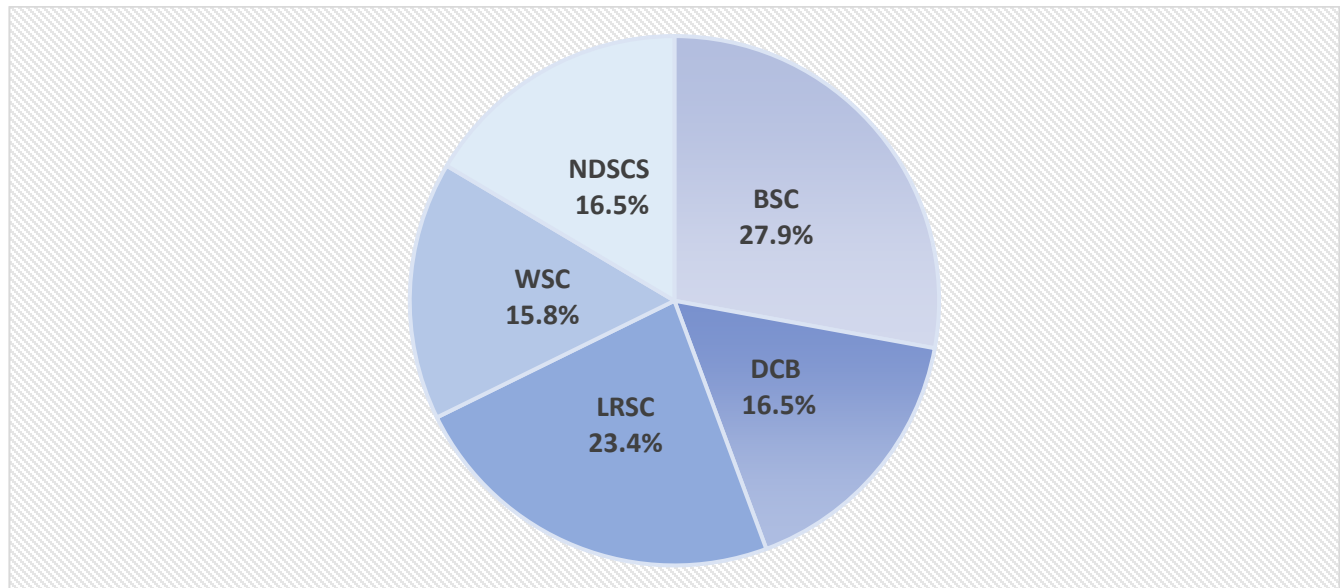
Program Graduates

Associate Degree Registered Nurse Programs reported a total of 158 students that graduated FY 2023-2024. That reflects a 4.24% decrease from the previous fiscal year.

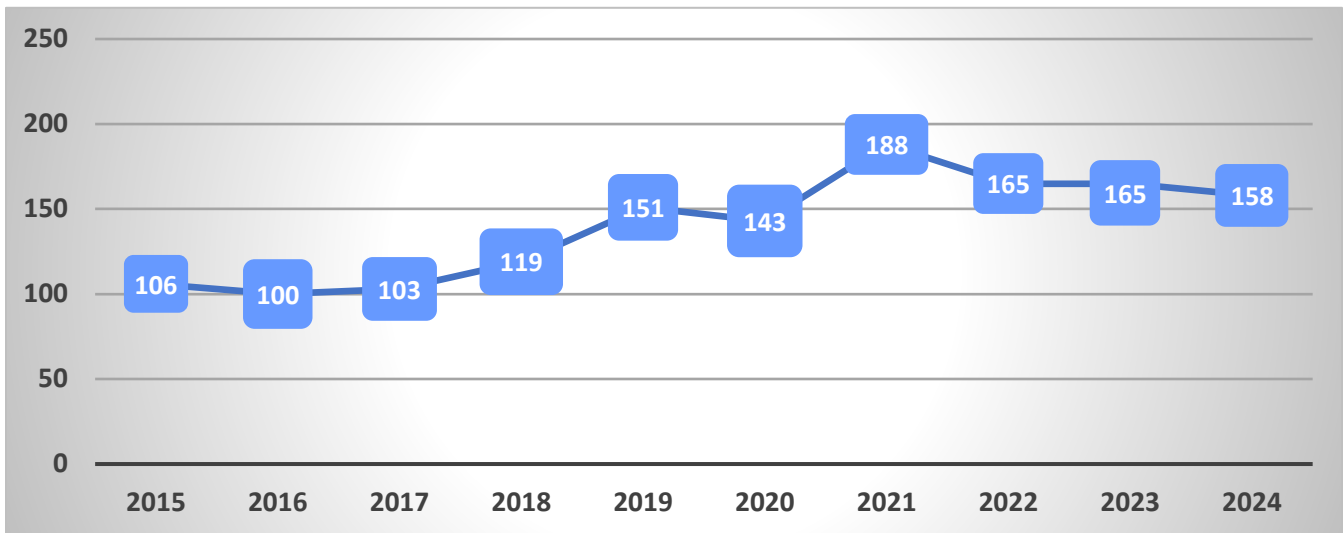
Associate Degree Registered Nurse Program	2023-2024		2022-2023	2023-2024	
	Total Graduates	% Total Graduates	Total Graduates	Difference	% Change
Bismarck State College, DNPC Partner	44	27.9%	41	+3	+6.8%
Dakota College at Bottineau, DNPC Partner	26	16.5%	37	-11	-29.7%
Lake Region State College, DNPC Partner	37	23.4%	29	+8	+27.6%
Williston State College, DNPC Partner	25	15.8%	25	0	0%
North Dakota State College of Science	26	16.5%	33	-7	-21.2%
University of Jamestown*	NA	NA	NA	NA	NA
Total	158	100%	165	-7	-4.24%

*Initial approval of the University of Jamestown ASN Program granted April 2024; no students enrolled to begin during this FY.

Graduate Percentage by Associate Degree Registered Nurse Program



Ten Year Graduate Trend for Associate Degree Registered Nurse Programs

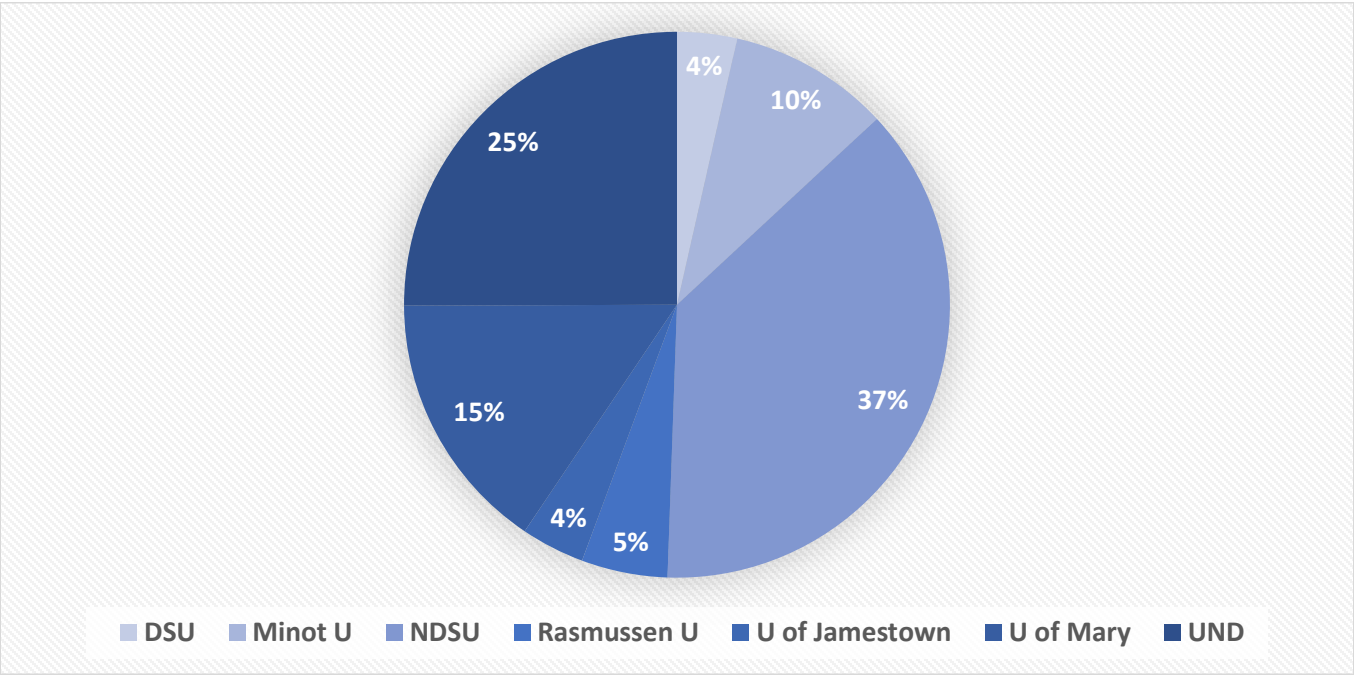


Baccalaureate and Direct Entry Master's Degree Registered Nurse Programs reported a total of 451 students that graduated FY 2022-2023. That reflects a 6% decrease from the previous fiscal year.

Registered Nurse Program	2023-2024		2022-2023	2023-2024	
	Total Graduates	% Total Graduates	Total Graduates	Difference	% Change
Dickinson State University	16	3.55%	20	-4	-20%
Minot State University	43	9.53%	36	+7	+16.3%
North Dakota State University	169	37.47%	213	-44	-20.7%
Rasmussen University	23	5.1%	23	0	0%
University of Jamestown	17	3.77%	24	-7	-29%
University of Mary	70	15.52%	62	+8	+12.9%
University of North Dakota	113	25.06%	102	+11	+10.8%
University of Jamestown, DEMSN#	NA	NA	NA	NA	NA
Total	451	100%	480	-29	-6%

*Previous reports combined post-licensure BSN program graduates with prelicensure BSN program graduates. Therefore, graduate numbers in past years do not exclusively reflect prelicensure BSN graduates. # Initial approval of the University of Jamestown DEMSN Program granted April 2024; no students enrolled to begin during this FY.

Graduate Percentage by Baccalaureate Degree Registered Nurse Program



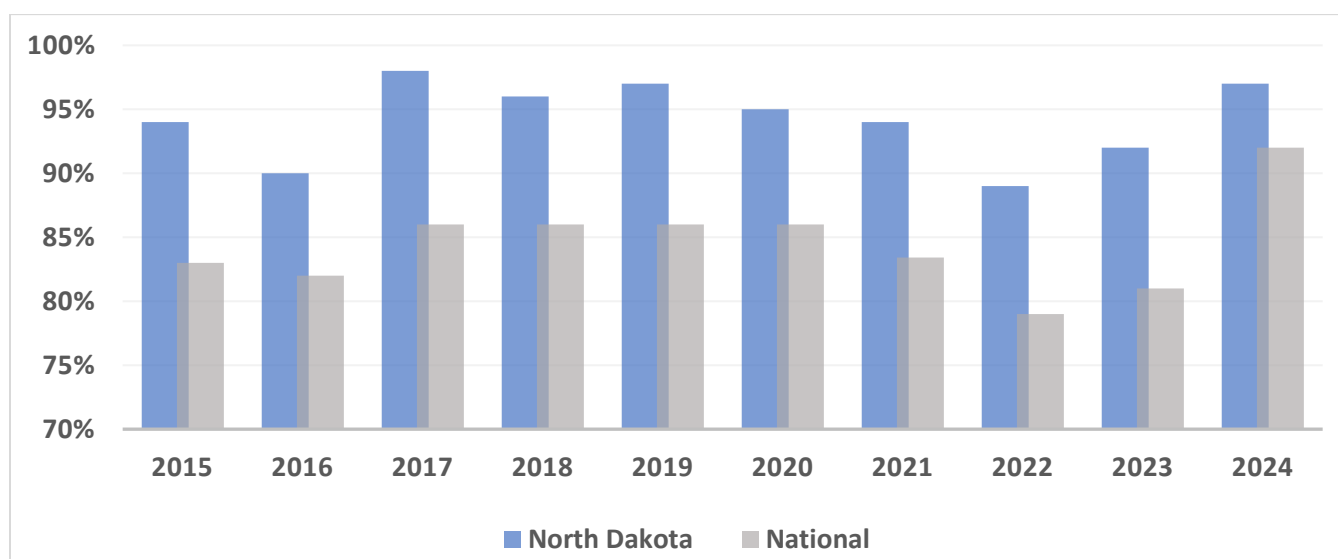
Ten Year Graduate Trend for Baccalaureate Degree Registered Nurse Programs



Fiscal Year 2023-2024 NCLEX-RN® Program Pass Rates

Registered Nurse Program	# First Time Candidates	# Passed	# Failed	Percent Pass Rate
Bismarck State College, DNPC Partner	47	46	1	97.87%
Dakota College at Bottineau, DNPC Partner	26	26	0	100%
Lake Region State College, DNPC Partner	40	39	1	97.5%
Williston State College, DNPC Partner	26	26	0	100%
Dickinson State University	15	15	0	100%
Minot State University	33	31	2	93.94%
North Dakota State College of Science	25	24	1	96%
North Dakota State University	180	176	4	97.78%
Rasmussen University	23	20	3	86.96%
University of Jamestown	19	19	0	100%
University of Mary	68	67	1	98.53%
University of North Dakota	119	113	6	94.96%
Total	621	602	19	96.94%

Ten Year NCLEX-RN® Program Pass Rate Trends



Graduates Licensed in North Dakota as Registered Nurses FY 2022-2023

The number of registered nurse graduates licensed by NCLEX-RN in North Dakota from July 1, 2023, to June 30, 2024, is displayed in the table below. During FY 2023-2024 98.9% of graduates of North Dakota registered nurse programs were licensed in North Dakota, compared to 96.5% in FY 2022-2023. This is the third year of tracking this data, with the percentage consistently increasing. Prior annual education reports have not included this data, but it has been consistently requested by stakeholders and legislators.

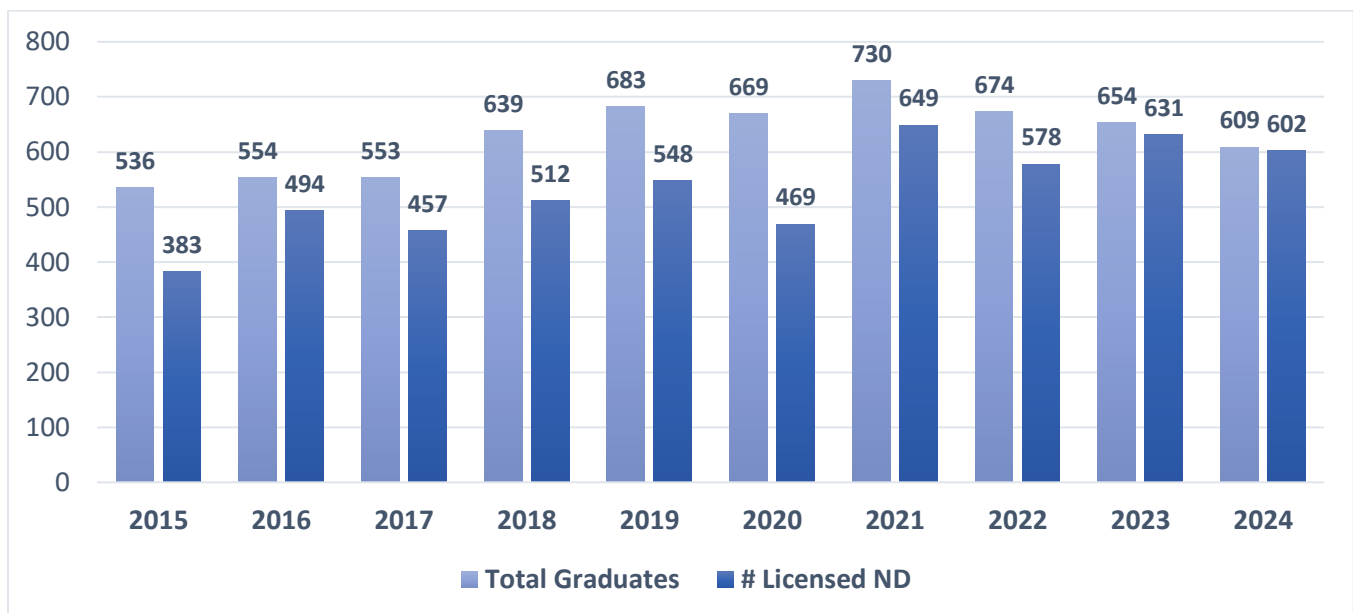
Registered Nurse Program	Total Graduates	1 st Time Tester Graduates Licensed in ND	% Total 1 st Time Tester Graduates Licensed in ND
Bismarck State College, DNPC Partner	44	46	100%*
Dakota College at Bottineau, DNPC Partner	26	26	100%
Lake Region State College, DNPC Partner	37	39	100%*
Williston State College, DNPC Partner	25	26	100%*
Dickinson State University	16	15	93.8%
Minot State University	43	31	72.1%
North Dakota State College of Science	26	24	92.3%
North Dakota State University	169	176	100%*
Rasmussen University	23	20	87%
University of Jamestown	17	19	100%*
University of Mary	70	67	95.7%
University of North Dakota	113	113	100%
Total	609	602	98.9%

*Total graduates for each program may be less than the number licensed in North Dakota for FY due to graduates waiting to test or failing the exam on first attempt and testing within a different fiscal year.

Associate, Baccalaureate, & Direct Entry Master's Degree Registered Nurse Programs 10-year Trend Graduates Licensed in North Dakota			
Fiscal Year July 1- June 30	Total Graduates	1 st Time Tester Graduates Licensed in ND	% Total Graduates Licensed in ND
2014-2015	536	383	71.46%
2015-2016	554	494	89.17%
2016-2017	553	457	82.64%
2017-2018	639	512	80.13%
2018-2019	683	548	80.23%
2019-2020	669	469	70.10%
2020-2021	730	649	88.90%
2021-2022	674	578	85.76%
2022-2023	654	631	96.5%
2023-2024	609	602	98.9
Total	6,301	5,323	84.5%

*Total graduates for each program historically included post licensure program BSN graduates until FY 2021-2022. Therefore, the percentage of prelicensure graduates licensed in North Dakota is likely slightly higher during those years than is reflected in the statistics available.

Ten Year Trend Graduates Licensed in North Dakota as Registered Nurses



Registered Nurse Program Faculty

As with previous reports, respondents were asked to provide the number of full-time, part-time, and clinical adjunct faculty employed by the program. Full-time equivalent (FTE) faculty are expected to work at least 37.5 hours per week and to teach, participate in curriculum development, hold office hours for student advisement, attend faculty meetings, participate in campus-wide events, attend professional development events, take part in scholarly activities and other responsibilities as defined by institutional policy. Part-time faculty work less than 37.5 hours per week and are responsible for assuming teaching responsibilities, usually collaborating with full-time faculty. Clinical adjunct faculty are responsible for teaching in the clinical practice environment under the direction of full-time and part-time faculty.

Registered Nurse Program	Full-time	Part-time	Clinical Adjunct	Total Faculty	*Total FTE for all Programs
Bismarck State College, DNPC Partner	2	6	0	8	3.65
Dakota College at Bottineau, DNPC Partner	3	3	0	6	3.45
Lake Region State College, DNPC Partner	4	6	0	10	5.3
Williston State College, DNPC Partner	2	1	0	3	2.3
University of Jamestown, ASN	1	0	1	2	1.1
Dickinson State University	2	2	1	5	2.2
Minot State University	15	4	1	20	17.5
North Dakota State College of Science	13	0	4	17	12.34*
North Dakota State University	33	3	35	71	37.81
Rasmussen University	5	8	0	13	7.28
University of Jamestown, BSN	5	3	3	10	6.2
University of Mary	16	2	4	22	23.59
University of North Dakota	14	12	0	28	18.9
Total	114	50	49	215	141.62

*Combined FTE for all programs offered by each institution, not exclusively the registered nurse program.

Faculty Position Vacancies

Registered Nurse Program	Total # Full-Time Faculty Vacancies	Total # Part-Time Faculty Vacancies
Bismarck State College, DNPC Partner	0	3
Dakota College at Bottineau, DNPC Partner	1	1
Lake Region State College, DNPC Partner	1	1
Williston State College, DNPC Partner	1	0
University of Jamestown, ASN	0	0
Dickinson State University	2	0
Minot State University	0	0
North Dakota State College of Science	1	0
North Dakota State University	0	0
Rasmussen University	1	0
University of Jamestown, BSN	2	0
University of Mary	0	0
University of North Dakota	4	0
Total	13	5

Faculty Characteristics

Age

Faculty Age Groups	Number of Faculty
Below 30 years	9
30-39 years	51
40-49 years	45
50-59 years	38
60 years and above	20
Total	163

Combined full-time and part-time faculty numbers. Does not include adjunct faculty.

Racial Composition

Faculty Racial Composition	Number of Faculty
American Indian/Alaska Native	3
Asian	7
Black/African American	1
Native Hawaiian/Other Pacific Islander	0
White	150
Multi-Racial	0
Other	2
Total	163

Combined full-time and part-time faculty numbers. Does not include adjunct faculty.

Gender

Faculty Gender	Number of Faculty
Male	9
Female	154
Other	0
Total	163

Combined full-time and part-time faculty numbers. Does not include adjunct faculty.

Highest Academic Achievement of Faculty

The highest academic achievement of full-time and part-time faculty are displayed in the tables below. The majority of full-time faculty, 96.3%, hold a graduate degree in nursing. Similarly, 83% of part-time faculty hold a graduate degree. Faculty that do not hold a graduate degree in nursing are utilizing the NDAC Faculty Developmental Program rules requiring them to be enrolled in graduate programs, and making progress toward degree completion. Information required for each academically unqualified faculty member must be provided to the NDBON by the nurse administrator Tri-annually, October 1st, February 1st, and June 1st each fiscal year.

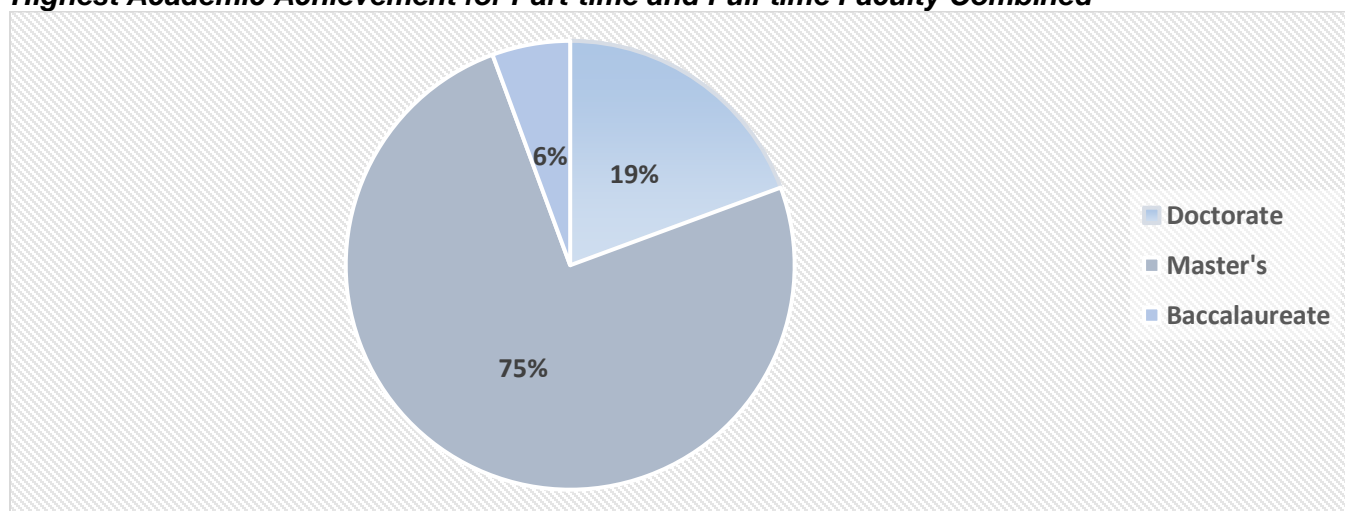
Full-time Faculty Highest Academic Achievement

Registered Nurse Program	BSN	MSN	Doctorate	Total # Full-time Faculty
Bismarck State College, DNPC Partner	0	2	0	2
Dakota College at Bottineau, DNPC Partner	0	3	0	3
Lake Region State College, DNPC Partner	0	4	0	4
Williston State College, DNPC Partner	0	2	0	2
Dickinson State University	0	1	1	2
Minot State University	0	11	4	15
North Dakota State College of Science	4	9	0	13
North Dakota State University	0	22	9	31
Rasmussen University	0	4	1	5
University of Jamestown, BSN	0	2	2	4
University of Mary	0	12	4	16
University of North Dakota	0	12	2	14
Total	4	84	23	111

Part-time Faculty Highest Academic Achievement

Registered Nurse Program	BSN	MSN	Doctorate	Total # Part-time Faculty
Bismarck State College, DNPC Partner	1	5	0	6
Dakota College at Bottineau, DNPC Partner	0	3	0	3
Lake Region State College, DNPC Partner	4	2	0	6
Williston State College, DNPC Partner	0	1	0	1
Dickinson State University	0	2	0	2
Minot State University	0	1	3	4
North Dakota State College of Science	0	4	0	4
North Dakota State University	0	2	1	3
Rasmussen University	1	6	1	8
University of Jamestown, BSN	0	1	1	2
University of Mary	0	0	2	2
University of North Dakota	3	9	0	12
Total	9	36	8	53

Highest Academic Achievement for Part-time and Full-time Faculty Combined



Advanced Practice Registered Nurse Education Programs

Education Curriculum

Credit hours required for graduation from the NDBON approved master's degree advanced practice registered nurse (APRN) program ranged depending on specialty between 47-49 semester credit hours. The required course credit hours are shown in the table below. Clinical practice experiences for the master's degree APRN programs took place in the clinical practice environment with 600 clinical practice hours required for degree completion.

Master's Degree Advanced Practice Registered Nurse Program	Semester Credit Hours Required for Degree Completion		
	Curriculum Course Types	Clinical Hours	Total for Degree
University of North Dakota Specialty: <ul style="list-style-type: none"> • Family Nurse Practitioner • Psychiatric-Mental Health Nurse Practitioner • Adult-Gerontology Primary Care Nurse Practitioner 	Common		
	• 22		
	Specialty		
	• 27	600	• 49
	• 27	600	• 49
	• 25	600	• 47

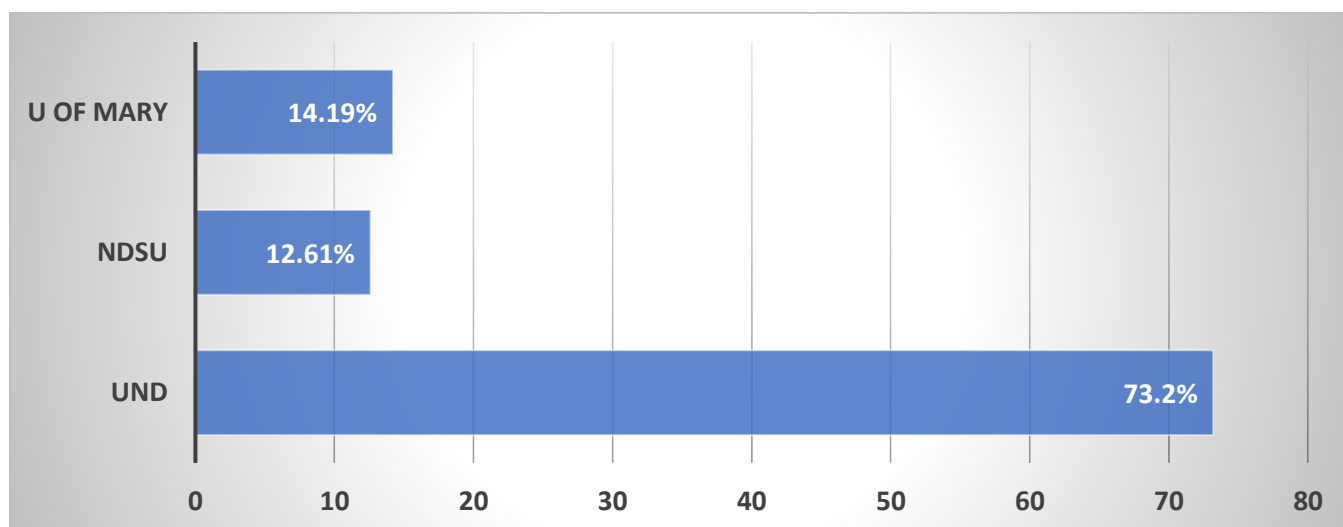
Credit hours required for graduation from NDBON approved doctorate degree advanced practice registered nurse (APRN) programs had a range of between 86-90 semester credit hours. The required course credit hours are shown in the table below. Clinical practice experiences for APRN programs took place in the clinical practice environment and ranged between 1020 and 2780 for total clinical practice hours required for degree completion.

Doctorate Degree Advanced Practice Registered Nurse Program	Semester Credit Hours Required for Degree Completion		
	Curriculum Course Types	Clinical Hours	Total for Degree
North Dakota State University <ul style="list-style-type: none"> • BSN to DNP Family Nurse Practitioner 	Core Graduate Specialty Practice Core	1020	86
University of Mary <ul style="list-style-type: none"> • BSN to DNP Family Nurse Practitioner 	Specialty	1180	86
University of North Dakota <ul style="list-style-type: none"> • BSN to DNP Nurse Anesthesia 	Specialty	2780	90

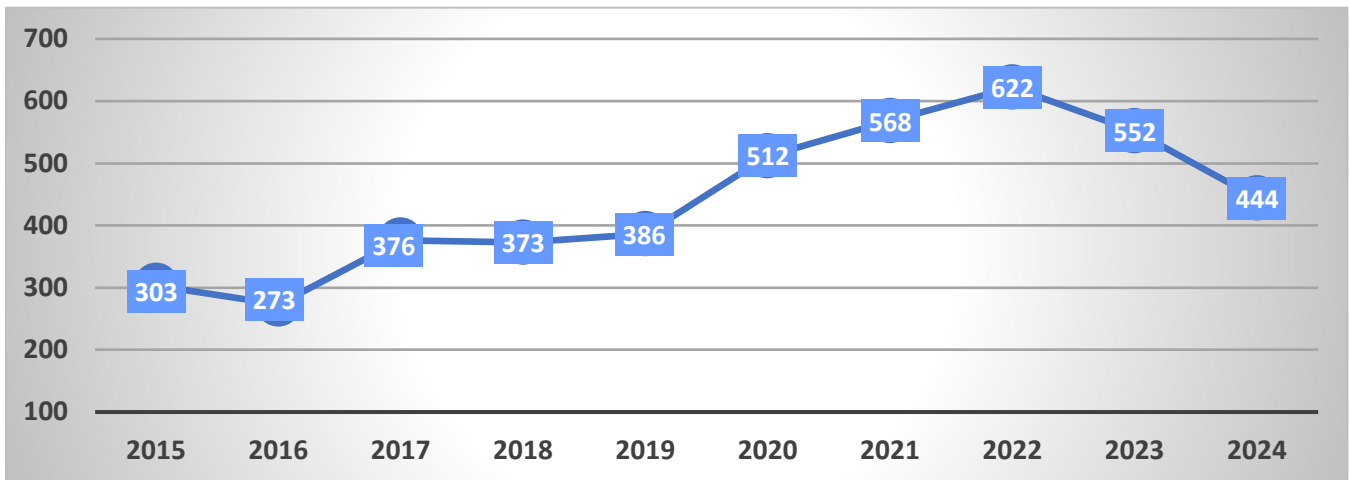
Program Enrollment

Advanced Practice Registered Nurse Program	2023-2024		2022- 2023	2022-2023	
	Total Students	% Total Students	Total Students	Difference	% Change
Master's & Doctorate Degree Programs					
University of North Dakota Specialty:					
• MS Family Nurse Practitioner	196		241		
• MS Psychiatric-Mental Health Nurse Practitioner	58		96		
• MS Adult-Gerontology Primary Care Nurse Practitioner	5		12		
• BSN to DNP Nurse Anesthesia	66		60		
	[325]	73.2%	[409]	-84	-20.5%
North Dakota State University					
• BSN to DNP Family Nurse Practitioner	56	12.61%	52	+4	+7.7%
University of Mary					
• BSN to DNP Family Nurse Practitioner	63	14.19%	91	-28	-30.8%
Total	444	100%	552	-108	-19.6%

Student Enrollment Percentage by APRN Program



Ten Year Student Enrollment Trend for APRN Programs



Advanced Practice Registered Nurse Student Characteristics

Age

Most advanced practice registered nurse students in FY 2023-2024 were reported as being in the age range of 29-39 years old. This is the second consecutive year reporting this data. The average age for APRN students has not been reported in past years' reports.

Advanced Practice Registered Nurse Program	Average Student Age
University of North Dakota Specialty: <ul style="list-style-type: none"> MS Family Nurse Practitioner MS Psychiatric-Mental Health Nurse Practitioner MS Adult-Gerontology Primary Care Nurse Practitioner BSN to DNP Nurse Anesthesia 	34.1 39.05 39.2 29.93
North Dakota State University <ul style="list-style-type: none"> BSN to DNP Family Nurse Practitioner 	28.83
University of Mary <ul style="list-style-type: none"> BSN to DNP Family Nurse Practitioner 	33
Average Age All APRN Students	34

Racial Composition

Student racial composition for advanced practice registered nurse students was reported as 81.3% White, similar to the previous year at 80% This is the second consecutive year reporting this data. Racial composition for APRN students has not been reported in past years reports.

APRN Program	Racial Composition							
	American Indian/ Alaska Native	Asian	Black/ African American	Native Hawaiian/ Other Pacific Islander	White	Multi-Racial	Other/ Unknown Not Reported	Total Students Reported
University of North Dakota Specialty: <ul style="list-style-type: none"> MS Family Nurse Practitioner MS Psychiatric-Mental Health Nurse Practitioner MS Adult-Gerontology Primary Care Nurse Practitioner BSN to DNP Nurse Anesthesia 	9	7	5	0	160	15	0	196
	3	2	12	0	38	2	1	58
	0	0	2	0	3	0	0	5
	0	2	4	0	57	1	2	66
North Dakota State University <ul style="list-style-type: none"> BSN to DNP Family Nurse Practitioner 	4	2	3	0	46	0	0	55
University of Mary <ul style="list-style-type: none"> BSN to DNP Family Nurse Practitioner 	2	1	1	0	53	2	0	59
Total	18	14	27	0	357	20	3	439
Percentage	4.1%	3.2%	6.2%	0%	81.3%	4.6%	0.7%	100%

Ethnic Composition

Most advanced practice registered nurse students were reported as being Non-Hispanic or Latino or Spanish in origin. This is the second consecutive year reporting this data. Ethnic composition for APRN students has not been reported in past years. Not all students' ethnicity was reported by programs.

Advanced Practice Registered Nurse Program	Ethnic Composition	
	Hispanic/Latino/ Spanish Origin	Non- Hispanic/Latino /Spanish Origin
University of North Dakota Specialty: <ul style="list-style-type: none"> MS Family Nurse Practitioner MS Psychiatric-Mental Health Nurse Practitioner MS Adult-Gerontology Primary Care Nurse Practitioner BSN to DNP Nurse Anesthesia 	4 0 0 2	192 58 5 64
North Dakota State University BSN to DNP Family Nurse Practitioner	1	55
University of Mary BSN to DNP Family Nurse Practitioner	2	139
Total	9	513

Gender

Most advanced practice registered nurse students were reported as being Female, 83%. This is the second consecutive year reporting this data. Gender for APRN students has not been reported in past years. Not all students' gender was reported by programs.

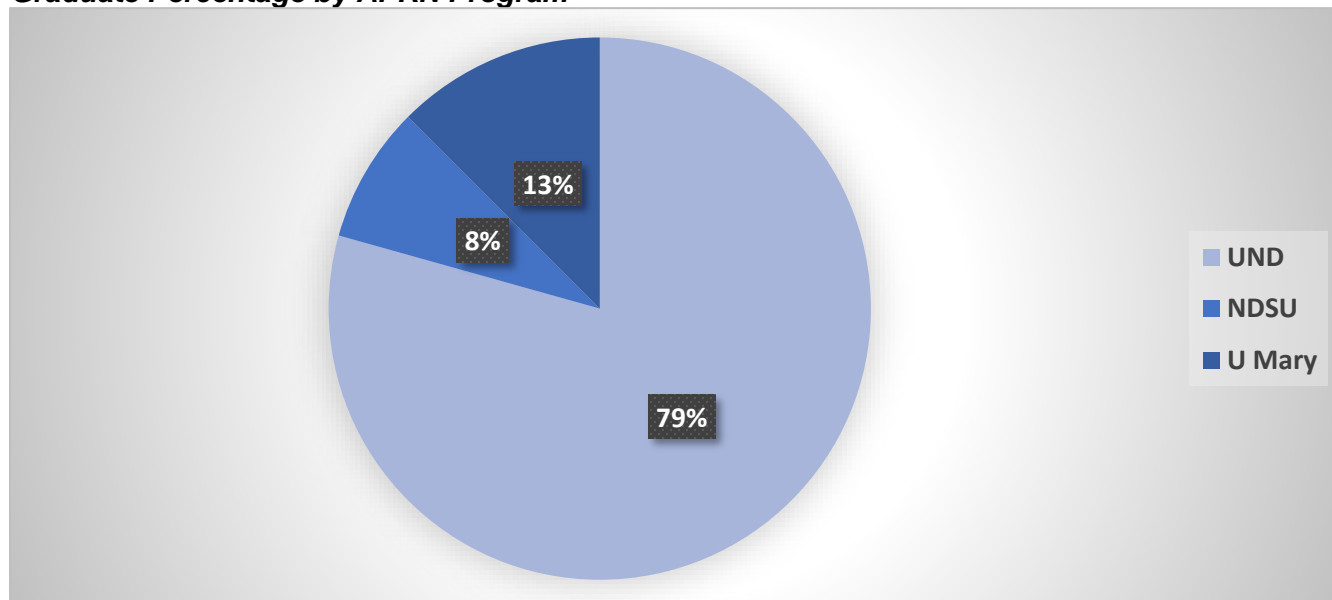
Advanced Practice Registered Nurse Program	Gender			
	Female	Male	Other	Total Students
University of North Dakota Specialty: <ul style="list-style-type: none"> MS Family Nurse Practitioner MS Psychiatric-Mental Health Nurse Practitioner MS Adult-Gerontology Primary Care Nurse Practitioner BSN to DNP Nurse Anesthesia 	171 39 5 42	21 19 0 24	0 0 0 0	192 58 5 66
North Dakota State University BSN to DNP Family Nurse Practitioner	52	4	0	56
University of Mary BSN to DNP Family Nurse Practitioner	56	7	0	63
Total	365	75	0	440
Percentage	83%	17%	0%	100%

Program Graduates

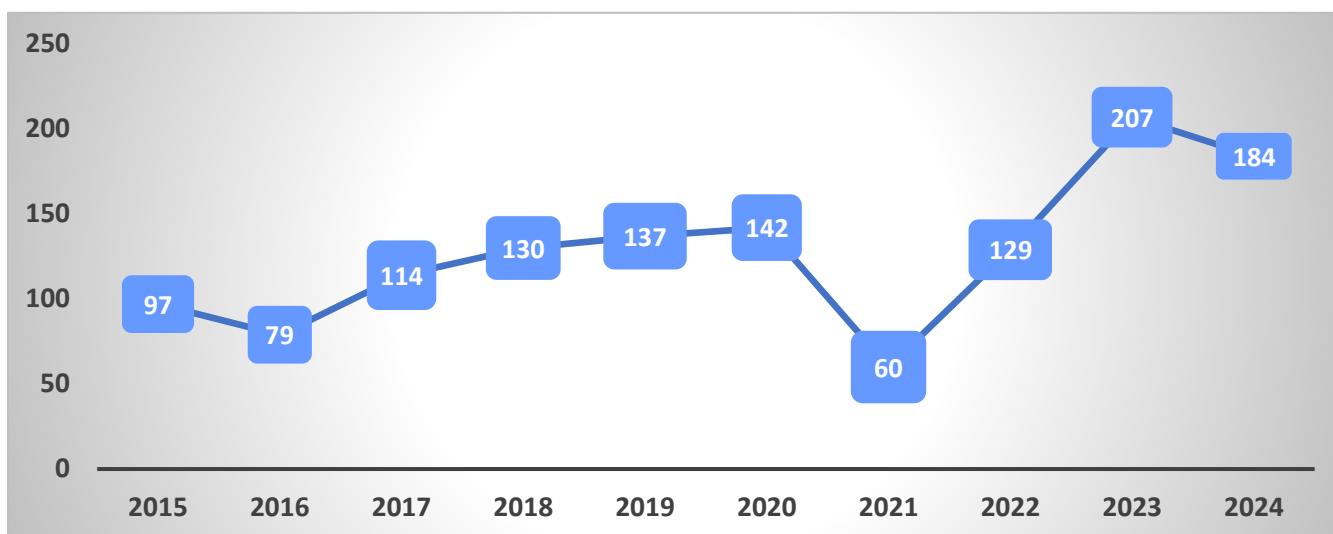
Master's and Doctorate Degree Advanced Practice Registered Nurse Programs reported a total of 184 students who graduated FY 2023-2024. That reflects an 11.11% decrease from the previous fiscal year.

Master's & Doctorate Degree Advanced Practice Registered Nurse Program	2023-2024		2022-2023	2023-2024	
	Total Graduates	% Total Graduates	Total Graduates	Difference	% Change
University of North Dakota Specialty:					
• MS Family Nurse Practitioner	85				
• MS Psychiatric-Mental Health Nurse Practitioner	39				
• MS Adult-Gerontology Primary Care Nurse Practitioner	5				
• BSN to DNP Nurse Anesthesia	17				
	[146]	79.3%	[170]	-24	-14.1%
North Dakota State University • BSN to DNP Family Nurse Practitioner	15	8.2%	19	-4	-21%
University of Mary • BSN to DNP Family Nurse Practitioner	23	12.5%	18	+5	27.8%
Total	184	100%	207	-23	-11.11%

Graduate Percentage by APRN Program



Ten Year Graduate Trend for APRN Program



Graduates by APRN Specialty

	DNP		MSN	Total
Master's or Doctorate Degree Program	Family Nurse Practitioner	Nurse Anesthesia	Family Nurse Practitioner. Psych-Mental Health. Adult-Gerontology Primary Care	
North Dakota State University	15	0	0	15
University of Mary	23	0	0	23
University of North Dakota	0	17	129	146
Total	38	17	129	184

Advanced Practice Registered Nurse Certification Exam First-Time Tester Pass Rates

University of North Dakota	Advanced Practice Certification Designation	Certification Organization	2019	2020	2021	2022	2023	5-Year Cumulative Pass Rate
MS Program	Adult-Gerontology Primary Care NP	ANCC	(0/0) N/A	(0/0) N/A	(0/0) N/A	(4/4) 100%	(0/0) N/A	(4/4) 100%
MS Program	Adult-Gerontology Primary Care NP	AANPBC	(19/19) 100%	(8/6) 75%	(2/0)* Passed # NR	(20/19) 95%	(6/6) 100%	(53/49)* 92.5%
MS Program	Family NP	ANCC	(0/0) N/A	(0/0) N/A	(0/0) N/A	(8/6) 75%	(0/0) N/A	(8/6) 75%
MS Program	Family NP	AANPBC	(38/38) 100%	(34/34) 100%	(3/2) 67%	(71/63) 88.7%	(81/72) 88.9%	(227/209) 92%
MS Program	Psychiatric-Mental Health NP	ANCC	(22/19) 86%	(25/21) 84%	(15/15) 100%	(44/42) 95.5%	(46/42) 91.3%	(152/139) 91.4%
BSN to DNP Program	CRNA	NBCRNA	(15/15) 100%	(0/0) N/A	(13/10) 77%	(14/13) 57%	(17/15) 88%	(59/53) 89.8%

North Dakota State University	Advanced Practice Certification Designation	Certification Organization	2019	2020	2021	2022	2023	5-Year Cumulative Pass Rate
BSN to DNP Program	Family NP	ANCC	(15/15) 100%	(14/14) 100%	(15/15) 100%	(19/19) 100%	(15/15) 100%	(78/78) 100%

University of Mary	Advanced Practice Certification Designation	Certification Organization	2019	2020	2021	2022	2023	5-Year Cumulative Pass Rate
BSN to DNP Program	Family NP	ANCC	(23/22) 96%	(19/18) 95%	(17/16) 94%	(24/23) 96%	(19/19) 100%	(102/98) 96%
BSN to DNP Program	Family NP	ANCC	(0/0) N/A	(0/0) N/A	(0/0) N/A	(4/3) 75%	(0/0) N/A	(4/3) 75%

Key: ANCC= American Nurses Credentialing Center; AANPBC = American Academy of Nurse Practitioners Board Certification; NBCRNA – National Board on Certification and Recertification of Nurse Anesthetists.

Advanced Practice Registered Nurse Program Faculty

Respondents were asked to provide the number of full-time, part-time, and clinical adjunct faculty employed by the program. Full-time equivalent (FTE) faculty are expected to work at least 37.5 hours per week and to teach, participate in curriculum development, hold office hours for student advisement, attend faculty meetings, participate in campus-wide events, attend professional development events, take part in scholarly activities and other responsibilities as defined by institutional policy. Part-time faculty work less than 37.5 hours per week and are responsible for assuming teaching responsibilities, usually collaborating with full-time faculty. Clinical adjunct faculty are responsible for teaching in the clinical practice environment under the direction of full-time and part-time faculty.

Advanced Practice Registered Nurse Program	Full-time	Part-time	Clinical Adjunct	Total Faculty	*Total FTE for all Programs
University of North Dakota Specialty: <ul style="list-style-type: none"> MS Family Nurse Practitioner MS Psychiatric-Mental Health Nurse Practitioner MS Adult-Gerontology Primary Care Nurse Practitioner BSN to DNP Nurse Anesthesia 	3	8	0	11	46.0
<ul style="list-style-type: none"> MS Psychiatric-Mental Health Nurse Practitioner 	3	2	0	5	
<ul style="list-style-type: none"> MS Adult-Gerontology Primary Care Nurse Practitioner 	1	2	0	3	
<ul style="list-style-type: none"> BSN to DNP Nurse Anesthesia 	4	0	0	4	
North Dakota State University <ul style="list-style-type: none"> BSN to DNP Family Nurse Practitioner 	8	1	0	9	45.38
University of Mary <ul style="list-style-type: none"> BSN to DNP Family Nurse Practitioner 	4	6	1	11	23.61
Total	23	19	1	43	114.99

*Combined FTE for all programs offered by each institution, not exclusively the APRN program.

Faculty Position Vacancies

APRN Program	Total # Full-time Faculty Vacancies	Total # Part-time Faculty Vacancies
University of North Dakota Specialty: <ul style="list-style-type: none"> MS Family Nurse Practitioner MS Psychiatric-Mental Health Nurse Practitioner MS Adult-Gerontology Primary Care Nurse Practitioner BSN to DNP Nurse Anesthesia 	0 0 0 0	0 0 0 0
North Dakota State University <ul style="list-style-type: none"> BSN to DNP Family Nurse Practitioner 	1	0
University of Mary <ul style="list-style-type: none"> BSN to DNP Family Nurse Practitioner 	0	1
Total	1	1

Faculty Characteristics

Age

Faculty Age Groups	Number of Faculty
Below 30 years	0
30-39 years	11
40-49 years	15
50-59 years	11
60 years and above	12
Total	49

Combined full-time and part-time faculty numbers.

Racial Composition

Faculty Racial Composition	Number of Faculty
American Indian/Alaska Native	0
Asian	1
Black/African American	0
Native Hawaiian/Other Pacific Islander	0
White	36
Multi-Racial	1
Other	1
Total	39

Combined full-time and part-time faculty numbers. Not all faculty racial composition reported by programs.

Gender

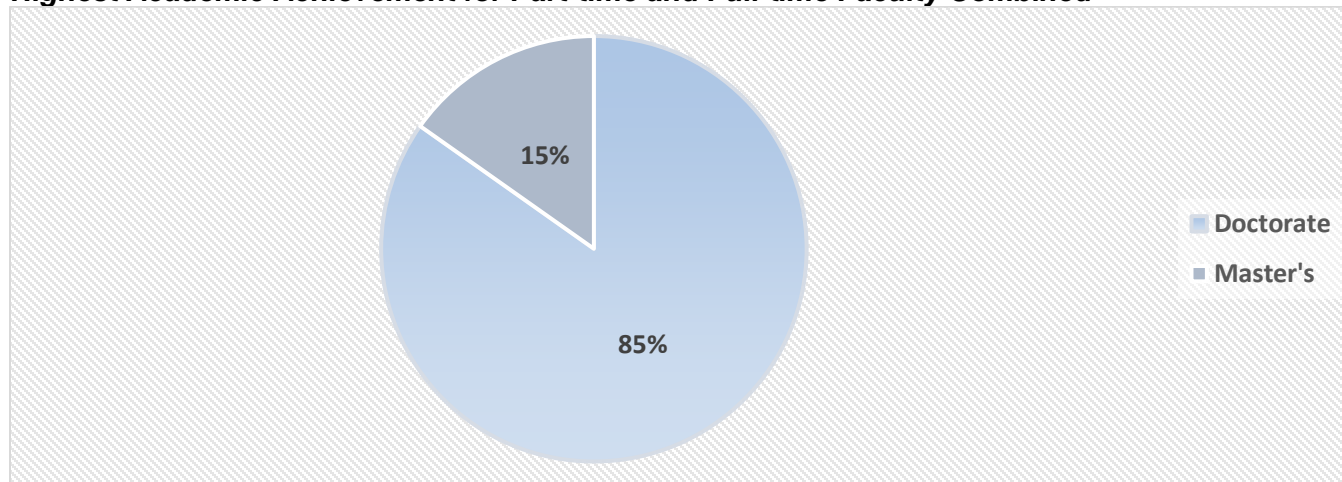
Faculty Gender	Number of Faculty
Male	11
Female	38
Other	0
Total	49

Combined full-time and part-time faculty numbers.

Highest Academic Achievement of Faculty

The highest academic achievement of full-time and part-time faculty are displayed in the tables and chart below. The majority of full-time faculty, 96%, hold a doctorate degree in nursing. Similarly, the majority of part-time faculty, 74% hold a doctorate degree. Faculty that do not hold the required graduate degree in nursing are utilizing the NDAC Faculty Developmental Program rules requiring them to be enrolled in graduate programs, and making progress toward degree completion. Information required for each academically unqualified faculty member must be provided to the NDBON by the nurse administrator Tri annually, October 1st, February 1st, and June 1st each fiscal year.

Highest Academic Achievement for Part-time and Full-time Faculty Combined



Full-time Faculty Highest Academic Achievement

Advanced Practice Registered Nurse Program	BSN	MSN	Doctorate	Total # Full-time Faculty
University of North Dakota Specialty: <ul style="list-style-type: none"> MS Family Nurse Practitioner MS Psychiatric-Mental Health Nurse Practitioner MS Adult-Gerontology Primary Care Nurse Practitioner BSN to DNP Nurse Anesthesia 	0	0	3	11
	0	1	2	
	0	0	1	
	0	0	4	
North Dakota State University <ul style="list-style-type: none"> BSN to DNP Family Nurse Practitioner 	0	0	8	8
University of Mary <ul style="list-style-type: none"> BSN to DNP Family Nurse Practitioner 	0	0	4	4
Total	0	1	22	23

Part-time Faculty Highest Academic Achievement

Advanced Practice Registered Nurse Program	BSN	MSN	Doctorate	Total # Part-time Faculty
University of North Dakota Specialty: <ul style="list-style-type: none"> MS Family Nurse Practitioner MS Psychiatric-Mental Health Nurse Practitioner MS Adult-Gerontology Primary Care Nurse Practitioner BSN to DNP Nurse Anesthesia 	0	3	5	12
	0	1	1	
	0	2	0	
	0	0	0	
North Dakota State University <ul style="list-style-type: none"> BSN to DNP Family Nurse Practitioner 	0	0	1	1
University of Mary <ul style="list-style-type: none"> BSN to DNP Family Nurse Practitioner 	0	0	10	10
Total	0	6	17	23

Programs Utilizing Faculty Developmental Program (FDP) Rules Fiscal Year 2023-2024

Fall – October 1, 2023

Program	Faculty Numbers		FTE Numbers		
	Total Number of Faculty	Faculty Participating in FDP	Total FTE (FT & PT combined)	FTE Participating in FDP	FTE Percentage Participating in FDP
North Dakota State University (BSN & Graduate Programs; 2 sites)	38 FT & 21 PT =59	22	45.378	3.22	7.1%
North Dakota State College of Science (PN & RN Programs)	10 FT & 6 PT =16	3	12.23	0.66	5.4 %
University of North Dakota (BSN & Graduate Programs)	29 FT & 57 PT =86	4	46.0	0.82	1.78%
Dakota Nursing Program Consortium (DCB, LRSC, BSC & WSC) *Four college partners, each with a PN & RN Program	28 FT and 23 PT = 51	7	34.29	3.06	8.9%
*DNPC Bismarck State College	4FT and 9 PT = 13	2	6.5	0.4	6.2%
*DNPC Dakota College at Bottineau	8 FT and 4 PT = 12	0	9.1	0	0%
*DNPC Lake Region State College	10 FT and 8 PT = 18	4	11.89	2.26	19%
*DNPC Williston State College	6 FT and 2 PT = 8	1	6.8	0.4	5.9%
University of Mary (BSN & Graduate Programs)	19.5 FT & 4.11 PT = 23.61	3	23.61	0.9	3.8%
Total		46		11.72	

Spring – February 1, 2024

Program	Faculty Numbers		FTE Numbers		
	Total Number of Faculty	Faculty Participating in FDP	Total FTE (FT & PT combined)	FTE Participating in FDP	FTE Percentage Participating in FDP
North Dakota State University (BSN & Graduate Programs; 2 sites)	38 FT & 21 PT =59	20	45.378	2.8	6.2%
North Dakota State College of Science (PN & RN Programs)	10 FT & 6 PT =16	4	12.23	1.54	12.6%
University of North Dakota (BSN & Graduate Programs)	29 FT & 57 PT =86	4	46.5	1.35	2.9%
Dakota Nursing Program Consortium (DCB, LRSC, BSC & WSC) *Four college partners, each with a PN & RN Program	29 FT 24 PT (5.54 FTE)	9	34.54	4.8	14%
*DNP Bismarck State College	4 FT 8 PT (2.1 FTE)	3	6.1	0.6	9.8%
*DNP Dakota College at Bottineau	9 FT 5 PT (1.2 FTE)	0	10.2	0	0%
*DNP Lake Region State College	11 FT 9 PT (1.44 FTE)	5	12.44	3.2	26%
*DNP Williston State College	5 FT 2 PT (0.8 FTE)	1	5.8	1	17%
University of Mary (BSN & Graduate Programs)	19.5 FT & 4.11 PT = 23.61	3	23.61	1.22	5.2%
University of Jamestown (BSN Program)	7 FT & 4 PT	1	14.2	0.05	0.3%
Rasmussen University (BSN Program)	3 FT & 3 PT	1	4.5	1	22%
Total		51		12.76	

Summer – June 1, 2024

Program	Faculty Numbers		FTE Numbers		
	Total Number of Faculty	Faculty Participating in FDP	Total FTE (FT & PT combined)	FTE Participating in FDP	FTE Percentage Participating in FDP
North Dakota State University (BSN & Graduate Programs; 2 sites)	38 FT & 21 PT =59	3	45.378	0.35	0.7%
Dakota Nursing Program Consortium (DCB, LRSC, BSC & WSC) *Four college partners, each with a PN & RN Program	25 FT 25 PT (6.39 FTE)	6	31.39	2.9	9.2%
*DNPC Bismarck State College (PN & RN Programs)	3 FT 8 PT (2.5 FTE)	2	5.5	0.4	7.3%
*DNPC Dakota College at Bottineau (PN & RN Programs)	7 FT 6 PT (1.25 FTE)	0	8.25	0	0%
*DNPC Lake Region State College (PN & RN Programs)	9 FT 9 PT (1.84 FTE)	3	10.84	2.1	19.4%
*DNP Williston State College (PN & RN Programs)	6 FT 2 PT (0.8 FTE)	1	6.8	0.4	5.9%
Total		9		3.25	

Programmatic Summaries Listed by Institution

Dakota Nursing Program Consortium Partner Institutions

Bismarck State College
Lake Region State College
Dakota College at Bottineau
Williston State College

Programs offered: Certificate Practical Nurse and Associate of Applied Science Registered Nurse offered at the following partner institution locations: Bismarck, ND, Devils Lake, ND, Bottineau, ND, and Williston, ND. The programs are also offered via satellite sites in many rural communities throughout North Dakota and through an online mobility format.

Consortium Director: Julie Traynor, MS, RN, CNE

Partner Institution Nurse Administrators:

Bismarck State College: Annie Paulson, MSN, RN, CNE, (Resigned effective 6/30/2023); Julie Traynor, MS, RN, CNE (Interim 7/1/2023-7/31/2023); Alex Glatt, MSN, RN, CNE (Appointed– 8/1/2023)

Lake Region State College: Karen Clementich, MS, RN

Williston State College: Gail Raasakka, MSN, RN, CNE

Dakota College at Bottineau: Paige Baade, MSN, RN

Major Programmatic Change Requests and Notifications in compliance with NDAC 54-03.2-06-02:

- July 2023 the Board reviewed the notification of a change in nurse administrator for Dakota Nursing Program Consortium, Bismarck State College, Certificate Practical and Associate of Applied Science in Nursing Programs. Annie Paulson, MSN, RN resigned effective June 30, 2023. Julie Traynor appointed interim nurse administrator effective July 1, 2023.
- October 2023 the Board reviewed the notification of a change in nurse administrator for Dakota Nursing Program Consortium, Bismarck State College, Certificate Practical and Associate of Applied Science in Nursing Programs. Alex Glatt, MSN, RN appointed nurse administrator effective August 1, 2023.
- April 2024 the Board denied the Dakota Nursing Program Consortium, Bismarck State College, Certificate Practical and Associate of Applied Science in Nursing Programs request for an enrollment increase from 40 to 50 students for the Associate Degree Registered Nurse Program, and an increase from 40 to 50 students for the Certificate Practical Nurse Program to begin Fall of 2024 and; recommended the request be considered at the July 2024 NEC and Board meetings if concerns about faculty resources have been resolved.

Program Survey/Compliance Reports:

- The last ND Board of Nursing survey of the programs for each institution was an onsite survey conducted in April 2019, with the Board granting continued full program approval through April 2024. In July 2023, the Board approved an extension of full program approval from April 2024 through July 2024 to allow additional time for staff to complete survey activities spring 2024. The survey of the programs at each of the four partner institutions was conducted as an onsite survey from March to May 2024. Due to extenuating circumstances, the survey was not completed by June 30, 2024. The Board approved an extension of approval July 2024-October 2024 to allow time for survey activities and reports to be completed.
- See Innovative Educational Model update below addressing compliance with progress reports for Innovative Model approved Apprenticeship Programs for Lake Region State College and Bismarck State College.

Budget Overview: The Certificate Practical Nurse and Associate of Science Registered Nurse Program budgets for each of the partner institutions are combined for this report.

- BSC-Overall Total PN & ADN: \$517,048. Salary \$418,620. Operations \$98,428. No capital expenditures reported.
- DCB-Overall Total PN & ADN: \$1,363,574. Salary \$1,028,728. Operations \$334,846. No capital expenditures reported.
- LRSC-Overall Total PN & ADN: \$1,632,942. Salary \$1,407,146. Operations \$126,461. No capital expenditures reported.
- WSC-Overall Total PN & ADN: \$1,022,626. Salary \$642,639. Operations \$50,111. Capital expenditures \$329,876.

Innovative Educational Model/Approach:

January 2021 the Board approved the Dakota Nursing Program Consortium partner, Lake Region State College (LRSC) application for an Innovative Educational Model/Approach of a Nurse Apprenticeship Program for the Practical Nursing Certificate and Associate of Applied Science in Nursing Programs through January 2022. Implementation of the PN Nurse Apprenticeship Program was proposed to begin fall 2021 and the RN Apprenticeship Program to begin fall 2022.

Initial approval of the Innovative Model required the program's nurse administrator to submit a progress report bi-annually for continued approval of the Model. The reports were required to provide evidence that desired outcomes were being met, and public protection was not compromised. Progress reports were required to conform to the criteria set forth in the evaluation plan for the Nurse Apprenticeship Program.

Progress reports were submitted to the NDBON as required July 2023, and January 2024. The July 2023 progress report described the continued work accomplished to secure facility partners and affiliation agreements, as well as an update on student progress and enrollment in the apprenticeship programs. The January 2024 progress report described the continued work accomplished to secure additional facility partners and complete affiliation agreements. The number of PN and ADN students who completed the apprenticeship program, including some demographics, were detailed. A summary was provided detailing components of student and employer satisfaction, including mentor relationships. Several areas of improvement were noted that have been or are being addressed as part of the continuous quality improvement effort.

July 2023 the Board approved the Dakota Nursing Program Consortium partner, Bismarck State College (BSC) application for an Innovative Educational Model/Approach of a Nurse Apprenticeship Program for the Practical Nursing Certificate and Associate of Applied Science in Nursing Programs through July 2024. Implementation of the PN Nurse Apprenticeship Program was proposed to begin fall 2024 and the RN Apprenticeship Program fall 2025.

The Consortium Director was required to submit a progress report bi-annually, in January and July. The progress report submitted in January 2024 described efforts in the past four months to develop the program and identify facility partners. BSC worked to market the programs and educate about them. Increased marketing efforts were planned upon finalization of the first facility affiliation agreement. A mentor guide was in the process of being developed to use to orientate facility mentors. Students will be required to register as UAPs during their time in the apprenticeship program.

The Board found the progress updates from both institutions met the reporting requirements and in January 2024 granted continued approval of the LRSC Innovative Model through January 2025, with biannual reports due June 2024, and December 2024. The biannual program progress reports for each

institution provided information about ongoing implementation efforts and did not indicate that students were adversely impacted by the innovation.

Comments:

The Bismarck State College Certificate Practical Nurse Program has satellite sites in Ashley, Hazen, Harvey, Garrison, and Hettinger. The Dakota College at Bottineau, Certificate Practical Nurse Program has satellite sites in Valley City and Minot. The Lake Region State College Practical Nurse Program has satellite sites in Jamestown, Mayville and Grand Forks. Williston State College has Certificate Practical Nurse Program satellite sites in Tioga and Watford City. The Associate Degree Registered Nurse Program is offered by Bismarck State College at satellite sites in Ashley, Harvey, Hettinger and Garrison. Dakota College Bottineau offers the Associate Degree Registered Nurse Program in Valley City and Minot. The Lake Region State College offers the Associate Degree Registered Nurse Program in Mayville and Grand Forks.

Dickinson State University

Programs offered: Associate in Applied Science in Practical Nursing (AASPN) and Bachelor of Science in Nursing Completion (practical nurse to registered nurse) located in Dickinson, ND.

Nurse Administrator: Lucy Meyer, DNP, RN

Major Programmatic Change Requests and Notifications in compliance with NDAC 54-03.2-06-02:

- January 2024 the Board approved the request for change in organizational structures affecting the nursing division for Dickinson State University, AASPN and BSN Programs.

Program Survey/Compliance Reports:

- The most recent program survey conducted by the ND Board of Nursing was an onsite hybrid survey in September and October 2021. The Board granted continued full program approval through January 2027. The next program survey is scheduled to be a paper/interim survey in October 2026.

Budget Overview: The Associate in Applied Science in Practical Nursing and Bachelor of Science in Nursing Completion program budgets are combined for this report since separate budgets do not exist for the Department of Nursing.

Overall Total: \$799,545. Salaries: \$759,726. Operations \$39,819. No capital expenditure reported.

Minot State University

Program offered: Traditional Bachelor of Science in Nursing (BSN) located in Minot, ND.

Nurse Administrator: Amy Lee, DNP, RN, CNE

Major Programmatic Change Requests and Notifications in compliance with NDAC 54-03.2-06-02:

- None

Program Survey/Compliance Reports:

- The most recent program survey conducted by the ND Board of Nursing was a paper/interim program survey in February and March 2021. The Board granted continued full program approval through April 2026. The next program survey is scheduled to be an onsite survey of the program in February 2026.

Budget Overview:

Overall Total: \$1,816,353. Salaries: \$1,789,457. Operations \$26,896. No capital expenditure reported.

North Dakota State College of Science

Programs offered: Associate in Applied Science Practical Nursing (AASPN), Diploma Practical Nursing, Associate in Science in Nursing (ASN) to Registered Nurse Completion, Associate in Applied Science (AAS) Registered Nurse, and LPN to RN Associate in Applied Science Program located in Wahpeton, ND.

Nurse Administrator: Debra Smith, MSN, RNC-NIC

Major Programmatic Change Requests and Notifications in compliance with NDAC 54-03.2-06-02:

- July 2023 the Board reviewed the formal notification from the Accreditation Commission for Education in Nursing (ACEN) that the Commission granted continuing accreditation of the NDSCS, AD nursing program through fall 2030 at the April 2023 meeting
- July 2023 the Board reviewed the formal notification from the ACEN that the Commission granted continuing accreditation of the NDSCS, practical nursing program through fall 2030 at the April 2023 meeting.
- October 2023 the Board approved the request for an enrollment increase of 32 seats for the North Dakota State College of Science, AAS registered nurse program.
- October 2023 the Board approved the request for the addition of a new course NURS 290 for North Dakota State College of Science, AAS registered nurse program.

Program Survey/Compliance Reports:

- The most recent program survey conducted by the ND Board of Nursing was an onsite/virtual survey in February 2021. The Board granted continued full program approval through April 2026. The next program survey is scheduled to be a paper/interim survey in February 2026.
- July 2023 the nurse administrator submitted a progress report as required related to the ASN registered nurse program NCLEX-RN pass rate below the required 80% minimum standard for two consecutive years. The pass rate for FY 2020-2021 was 69.05%; for 2019-2020 was 75%. Action plan and progress reports were required and submitted quarterly. NCLEX pass rate for FY 2021-2022 was 81.48%, above the minimum passing standard bringing the program in compliance. The Board requested continued close monitoring through submission of quarterly progress reports through FY 2022-2023. NCLEX pass rate for FY 2022-2023 was 80.43%, above the minimum passing standard. The progress report described consistent efforts to ensure the quality of instruction, ongoing support and comprehensive program evaluation for each student.

Budget Overview: The Associate in Applied Science Practical Nursing (AASPN), Associate in Science in Nursing (ASN) to Registered Nurse Completion, and Associate in Applied Science (AAS) Registered Nursing budgets are combined for this report since separate budgets do not exist for the DON.

Overall Total: \$1,401,556. Salaries: \$1,391,700. Operations \$9,856. No capital expenditure reported.

North Dakota State University

Programs offered: Traditional Bachelor of Science in Nursing (BSN), LPN to BSN, BSN to Doctor of Nursing Practice (DNP), Family Nurse Practitioner with sites located in Fargo, and Bismarck, ND.

Nurse Administrator: Carla Gross, PhD, RN

Bismarck Site Program Director: Charys Kunkel, MSN, RN

Major Programmatic Change Request and Notifications in compliance with NDAC 54-03.2-06-02:

- July 2023 the Board reviewed the notification from North Dakota State University, School of Nursing, of implementation of an accelerated BSN (ABSN) track, Fall 2023.

Program Survey/Compliance Reports:

- The ND Board of Nursing conducted an onsite/virtual survey of the programs in March and April 2022 for consideration of continued full approval. The Board granted continued full program approval of all graduate and undergraduate nursing programs through July 2027. The next program survey is scheduled to be a paper/interim survey in March/April 2027.

Budget Overview: The Baccalaureate and Doctor of Nursing practice program budgets for both the Fargo and Bismarck campuses are combined for this report since separate budgets do not exist for the School of Nursing. The operations budget does not include student fees or development funds.

Overall Total: \$7,531,603. Salaries: \$6,625,308. Operations \$906,295. No capital expenditure reported.

Rasmussen University

Programs offered: Bachelor of Science in Nursing (BSN), Traditional and Second Degree Accelerated Bachelor of Science in Nursing (A-BSN) located in Fargo, ND.

Nurse Administrator: Beth Sanford, DNP, RN, CAN, CLC, Interim, (5/15/2023-1/1/2024); Mark Alvarez, MAN, RN (1/2/2024)

Major Programmatic Change Requests and Notifications in compliance with NDAC 54-03.2-06-02:

- January 2024 the Board reviewed the notification from the Rasmussen University, BSN Program, Fargo, ND, regarding a change in program administration, appointment of Mark Alvarez, MAN, RN, effective January 2, 2024, as nurse administrator.

Program Survey/Compliance and Progress Reports:

- The most recent program survey conducted by the NDBON was an onsite/virtual survey in October 2020. The Board granted full approval (first time following initial) of the program through October 2025. The next program survey is scheduled to be an onsite survey in August 2025.

Budget Overview: The Fargo BSN Program's fiscal resources support all methods of delivery, including online and residential instruction. The School of Nursing has its own distinct budget within the University and the financial resources allocated to the Program are closely monitored as part of the University's overall fiscal annual budgeting process.

Overall Total: \$1,046,767. Salaries: \$710,137. Operations are \$180,630. Capital expenditures \$156,000.

Sitting Bull College

Program offered: Associate of Science Practical Nurse (ASPN) located in Fort Yates, ND.

Nurse Administrator: Lindsey Helm, EdD, MSN, RN (through 10/16/2023) position change, to Dean of Academics); Becka Schelske, DNP, RN, interim

Major Programmatic Change Requests and Notifications in compliance with NDAC 54-03.2-06-02:

- October 2023 the Board reviewed the notification from the Sitting Bull College, ASPN Program, regarding a change in nurse administrator, interim appointment of Becka Schelske, DNP, RN, effective October 16, 2023.

Program Survey/Compliance Reports:

- The most recent program survey conducted by the ND Board of Nursing was an onsite/virtual survey of the program in October 2020. The Board granted continued full program approval through January 2026. The next program survey is scheduled to be an onsite survey in October 2025.

Budget Overview: The ASPN program is funded primarily through grants. The Native American Career and Technical Education Program [NACTEP] grant provides most of the funding for salaries and supplies. Additional funding comes from Title II, general funds, academics, student fees, and the state of North Dakota through the Higher Education budget for the Nursing Consortium.

Overall Total: \$284,454. Salaries: \$185,714. Operations \$19,240. Capital expenditures \$79,500.

University of Jamestown

Programs offered: Bachelor of Science in Nursing (BSN) located in Jamestown, ND; Associate of Science in Nursing and Direct Entry Master's in Nursing located in Fargo, ND.

Nurse Administrator: Kimberly Ash, DNP, MS, RN

Major Programmatic Change Requests and Notifications in compliance with NDAC 54-03.2-06-02:

- July 2023 the Board reviewed the notification from the University of Jamestown, BSN program, of CCNE granting accreditation for ten years.

Program Survey/Compliance Reports:

- A paper/interim BSN program survey was conducted by the ND Board of Nursing in fall 2019, with the Board granting continued full program approval through January 2025. Fall 2023 the program submitted requests with presurvey reports for consideration of initial approval of an ASN program and a DEMSN program. It was agreed by the nurse administrator and Board staff to add the BSN program to the onsite survey activities planned for the two new programs to align the survey schedule for all programs, although it was one year earlier than the BSN program survey was scheduled.
- The most recent program survey conducted by the ND Board of Nursing was an onsite/virtual survey of the ASN, DEMSN, and BSN programs in October 2023. In April 2024, the Board granted continued full program approval of the BSN program through July 2029. The next BSN program survey is scheduled to be a paper/interim survey spring 2029. In April 2024, the Board granted initial program approval of the ASN and DEMSN programs through July 2025 and required an onsite survey of the both programs spring 2025.

Budget Overview:

Overall BSN Program Total: \$783,013. Salaries: \$749,526. Operations are \$27,160. Capital expenditures: \$6,327.

Overall ASN Program Total: \$111,049. Salaries: \$28,906. Operations \$82,059. Capital expenditures: \$84.

Overall DEMSN Program Total: \$0. Salaries: \$0. Operations \$0. No capital expenditures reported.

University of Mary

Programs offered: Bachelor of Science in Nursing (BSN and BAN), LPN to BSN Completion, accelerated 2nd Degree BSN, BSN to Doctor of Nursing Practice (DNP), Family Nurse Practitioner located in Bismarck, ND.

Nurse Administrator: Billie Madler, DNP, APRN, FNP-C, FAANP

Major Programmatic Change Requests and Notifications in compliance with NDAC 54-03.2-06-02:

- July 2023 the Board approved the request for a change in overall credit hours (decrease of 2 credits, from 70 to 68) required for program completion, deletion of courses NUR 343, NUR 323, and NUR 450, addition of courses NUR 349, NUR 359, NUR 457, and NUR 459 for the University of Mary, LPN to BSN program.

Program Survey/Compliance Reports:

- The most recent program survey conducted by the ND Board of Nursing was an onsite hybrid survey in August and September 2021. The Board granted continued full program approval of all graduate and undergraduate nursing programs through January 2027. The next program survey is scheduled to be a paper/interim survey in October 2026.

Budget Overview: The budgets for the University of Mary, Division of Nursing undergraduate and graduate programs were reported separately but historically have been reported as combined for this report. The budgets were reported separately beginning FY 2016-2017.

Overall Undergraduate Program Total: \$2,298,899. Salaries: \$1,906,649. Operations \$392,250. No capital expenditures reported.

Overall Graduate Program Total: \$870,001. Salaries: \$816,524. Operations \$53,477. No capital expenditures reported.

University of North Dakota

Programs offered: Traditional Bachelor of Science in Nursing (BSN), Master of Science (MS), Nurse Practitioner and Post Baccalaureate to Doctor of Nursing Practice (PB-DNP) Nurse Anesthesia located in Grand Forks, ND. Three master's degree level nurse practitioner specialties are offered, the Psychiatric Mental Health Nurse Practitioner, Adult-Gerontology Primary Care Nurse Practitioner, and Family Nurse Practitioner.

Nurse Administrator: Maridee Shogren, DNP, APRN, CNM, CLC

Major Programmatic Change Requests and Notifications in compliance with NDAC 54-03.2-06-02:

- None

Program Survey/Compliance Reports:

The most recent program survey conducted by the ND Board of Nursing was an onsite/virtual survey in September and October 2020. The Board granted continued full program approval for all graduate and undergraduate nursing programs through January 2026. The next program survey is scheduled to be a paper/interim survey in October 2025.

Budget Overview: Salary total includes fringe benefits. The University of North Dakota, College of Nursing and Professional Disciplines, Department of Nursing undergraduate and graduate budgets are combined for this report. Salary data includes fringe benefits. The university changed budget models in 2019. This budget is consistent with previous years reporting and does not include amounts paid for grant expenses, support unit costs and institutional contributions.

Overall Total: \$7,291,458. Salaries: \$7,017,277. Operations \$274,181. No capital expenditures reported.

Recognized Distance Nursing Education Programs

The North Dakota Board of Nursing (NDBON) adheres to a distance nursing education program recognition process. The process facilitates collaborations between the NDBON and distance nursing education programs and distance nursing refresher course providers seeking clinical placements of *pre-licensure* (LPN, RN, and APRN) students in ND facilities.

The following table displays the distance nursing education programs recognized by the ND Board of Nursing FY 2023-2024 (fall, spring, and summer semesters) for the purpose of utilization of ND clinical sites and preceptors for student clinical practice experiences. There were **45** out-of-state nursing education programs that requested and were granted recognition status for the FY. Of those recognized, 30 programs requested student placements in ND facilities during the FY.

<i>Nursing Education Program</i>	<i>Program Type</i>	<i>Officially requested recognition status and have met all Section 1 guideline requirements commensurate with degree level</i>	<i>Officially requested student placement in ND for clinical practice experiences and have met all Section 2 clinical practicum guideline requirements</i>
Bemidji State University, Bemidji, MN	BSN (RN) Program	X	X
Bethel University, St. Paul, MN	MSN Nurse Midwifery (APRN) program	X	X
Boise State University, Boise, ID	MSN Nurse Practitioner Program	X	
Bradley University, Peoria, IL	DNP & MSN Nurse Practitioner (APRN) programs	X	X
Briar Cliff University Sioux City, IA	MSN Nurse Practitioner (APRN) Program	X	X
Capella University, Minneapolis, MN	MSN & Post Master's Certificate Nurse Practitioner (APRN)	X	
Chamberlain University, Downers Grove, IL	MSN Nurse Practitioner All Specialty Tracks (FNP, AGACNP, AGPCNP, PMHNP) & Post-Master's Certificate FNP, AGACNP, AGPCNP, PMHNP (APRN) programs	X	X
Clarkson College, Omaha, NE	MSN & BSN to DNP Nurse Practitioner (APRN) programs	X	
Concordia College, Moorhead, MN	BAN (RN) programs	X	X
Concordia University Wisconsin, Mequon, WI	MSN Nurse Practitioner (APRN) programs	X	
Creighton University, Omaha, NE	MSN and DNP Nurse Practitioner (APRN) programs	X	X
Eastern Kentucky University, Richmond, KY	MSN Nurse Practitioner (APRN) programs	X	

Frontier Nursing University, Hyden, KY	MSN Nurse Midwifery & Nurse Practitioner (APRN) programs	X	X
Georgetown University, Washington, DC	MSN Nurse Midwifery & Nurse Practitioner (APRN) programs	X	
Herzing University, Menomonee Falls, WI	MSN & Post Master's Certificate Nurse Practitioner (APRN) Programs	X	X
Johns Hopkins University, Baltimore, MD	MSN & Post Master's Certificate Nurse Practitioner (APRN) Programs	X	
Lake Area Technical College, Watertown, SD	Diploma (PN) program	X	X
Liberty University, Lynchburg, VA	MSN Nurse Practitioner (APRN) Programs	X	
Maryville University, St. Louis, MO	MSN, Post-Graduate Certificate, & DNP Nurse Practitioner (APRN) programs	X	X
Minnesota State Community and Technical College, Moorhead, MN	Diploma (PN) and ADN (RN) programs	X	X
Minnesota State University Moorhead, Moorhead, MN	BSN (RN) program	X	X
Mitchell Technical College, Mitchell, SD	LPN-RN (ADN) Program	X	X
Mount Marty College, Sioux Falls, SD	Doctor of Nurse Anesthesia Practice and MSN Nurse Practitioner (APRN) programs	X	X
Nightingale College, Salt Lake City, UT	BSN (RN) program	X	
Northland Community and Technical College, East Grand Forks, MN	Diploma (PN) and Associate Degree Mobility Nursing (RN) programs	X	X
Norwich University, Northfield, VT	MSN Nurse Practitioner (APRN) Program all specialties	X	
Post University, Waterbury, CT	MSN Nurse Practitioner (APRN) programs	X	X
Purdue University Global, West Lafayette, IN	MSN & Post-Graduate Certificate Nurse Practitioner (APRN) programs	X	X
Rasmussen University, Moorhead Campus, Moorhead, MN	Diploma Practical Nursing (PN) and ADN (RN) programs; MSN, PMH Nurse Practitioner program	X	X
Regis College, Weston, MA	BSN to DNP & Post Graduate Certificate All Specialty Tracks Nurse Practitioner (APRN) Programs	X	X
Rocky Mountain University of Health Professions, Provo, UT	MSN, DNP, & Post-Master's Certificate Nurse Practitioner (APRN) programs	X	
St Ambrose University Davenport, IA	BSN (RN) Program	X	X
Simmons University, Boston, MA	MSN Nurse Practitioner (APRN) programs	X	
South Dakota State University, Brookings, SD	BSN (RN), MSN, Post-Master's Certificate and DNP Nurse Practitioner (APRN) programs	X	X
Spring Arbor University, Spring Arbor, MI	MSN, Nurse Practitioner (APRN) programs	X	

Texas Wesleyan University, Ft. Worth, TX	Doctor of Nurse Anesthesia Practice (APRN) program	X	X
The College of St. Scholastica, Duluth, MN	BSN (RN), Post-Graduate Certificate & BS to DNP Nurse Practitioner (APRN) Programs	X	
United States University, San Diego, CA (Aspen University, Denver, CO)	MSN Nurse Practitioner (APRN) programs	X	X
University of Cincinnati, Cincinnati, OH	MSN Nurse Practitioner (APRN) programs	X	X
University of Minnesota, Minneapolis, MN	DNP Nurse Practitioner, Nurse Midwifery, Nurse Anesthesia, Clinical Nurse Specialist (APRN) and BSN and MN (RN) programs	X	X
University of Missouri Kansas City, Kansas City, MO	MSN Nurse Practitioner (APRN) programs	X	X
University of South Alabama, Mobile, AL	MSN & BSN to DNP Nurse Practitioner (APRN) programs	X	X
University of South Dakota, Sioux Falls, SD	Doctor of Nurse Anesthesia Practice (APRN) program	X	
Vanderbilt University, Nashville, TN	MSN, Post-Master's Certificate, and DNP Nurse Practitioner (APRN) programs	X	X
Walden University, Minneapolis, MN	MSN Nurse Practitioner (APRN) programs	X	X

No out-of-state Nurse Refresher Courses requested recognition by the NDBON during FY 2023-2024 for purposes of student placement in North Dakota for clinical practice experiences.

Recognized Distance Nursing Education Program Student Clinical Placements in North Dakota

The following table depicts the degree level and number of students placed in North Dakota healthcare facilities by recognized distance nursing education programs for the purpose of completing clinical practice experiences.

Distance Nursing Education Program Recognition 2023-2024						Change from 2022-2023	
	Fall 2023 # of Students	Spring 2024 # of Students	Summer 2024 # of Students	Total # of Students 2023-2024	Percent of Students Per Program Type	Total 2022-2023	Change in Student Numbers from 2022-2023
Degree offered							
Diploma LPN	138	174	32	344	25.5%	292	+52
AD, PN	0	0	0	0	0	0	No change
ADN RN	133	271	98	502	37.2%	311	+191
LPN to BSN, RN	0	0	0	0	0	0	No change
BSN, RN	141	171	22	334	24.8%	463	-129
MSN, NA	0	0	0	0	0	0	No change
MSN, APRN FNP/NNP WHNP/PMH AGPC	44	42	34	120	8.9%	141	-21
MSN, NM	1	1	1	3	0.2%	2	+1
DNP, FNP	7	7	5	19	1.4%	17	+2
DNAP	8	8	9	25	1.9%	24	+1
DNP, NM	1	0	0	1	0.07%	0	+1
TOTAL	473	674	201	1,348		1,250	+98

Summaries of NDAC Related Approvals and Compliance Reports For Recognized Distance Nursing Education Programs

Concordia College, Moorhead, MN

Programs offered: Traditional Bachelor of Science in Nursing BSN; Second Degree, Accelerated BSN located in Moorhead, MN.

Nurse Administrator: Jack Rydell DNP, RN, CNE

Programmatic Requests:

- January 2024 the Board approved the request from Concordia College Baccalaureate Degree Nursing Program nurse administrator allowing the use of BSN-prepared RNs enrolled and making progress in a graduate program for clinical practice instruction Spring 2024 as the program holds NDBON Annual Recognition, complies with NDCC 43-12.1-17. Nursing Education Programs, Section 1. and the Request Aligns with NDAC 54-03.2-04-08 Employment of Academically Unqualified Faculty, Subsection 3. Other Circumstances as Approved by the Board.

Program Progress/Compliance Reports:

- July 2023 the NDBON found the progress report submitted by the Concordia College Baccalaureate Degree Nursing Program met the NDBON reporting requirements and provided evidence of compliance with 54-03.2-04-04. Baccalaureate or master's degree nurse education program faculty qualifications and 54-03.2-04-08. Employment of academically unqualified faculty.